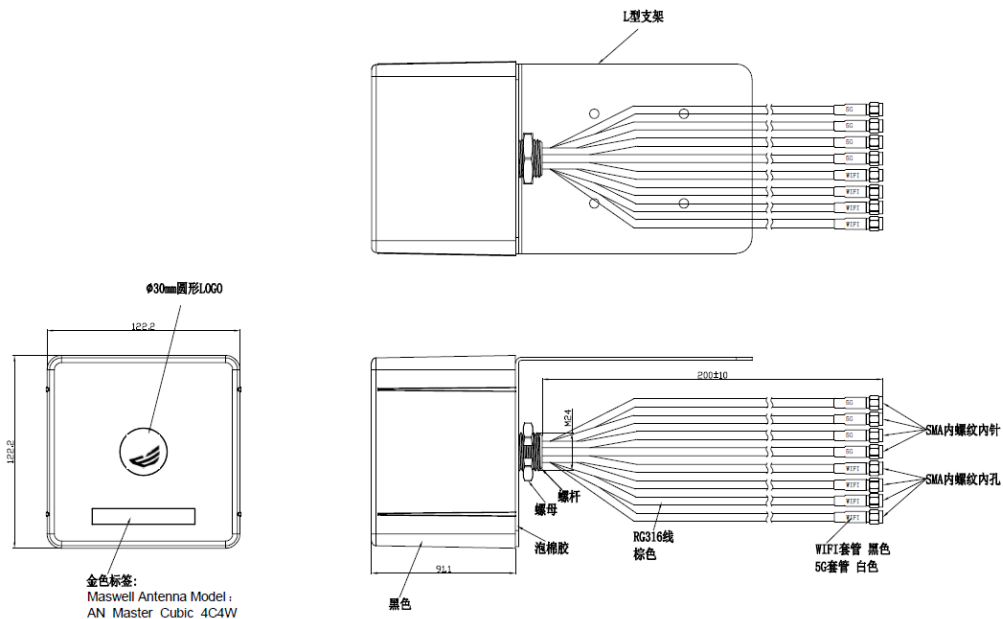


迈斯维5G八合一 组合天线 4X4 MIMO 5G, 4X4 MIMO WiFi 7 WiFi 6E 支架及螺杆安装IP67防紫外线

AN_Master_Cubic_4C4W



示意图



迈斯维5G八合一 组合天线 4X4 MIMO 5G, 4X4 MIMO WiFi 7 WiFi 6E 支架及螺杆安装IP67防紫外线

AN_Master_Cubic_4C4W

规格

项目	规格	
天线 1: 5G/4G LTE/WiFi6E/UWB	频率范围	600MHz~8.0GHz
	极化	线极化
	增益	6.0dBi (最高) @20cm线长
	方向图	全向
	V.S.W.R	平均3.0
	效率	>50%
天线 2: 5G/4G LTE/WiFi6E/UWB	频率范围	600MHz~8.0GHz
	极化	线极化
	增益	6.0dBi (最高) @20cm线长
	方向图	全向
	V.S.W.R	平均3.0
	效率	>50%
天线 3: 5G/4G LTE/WiFi6E/UWB	频率范围	600MHz~8.0GHz
	极化	线极化
	增益	6.0dBi (最高) @20cm线长
	方向图	全向
	V.S.W.R	平均3.0
	效率	>50%
天线 4: 5G/4G LTE/WiFi6E/UWB	频率范围	600MHz~8.0GHz
	极化	线极化
	增益	6.0dBi (最高) @20cm线长
	方向图	全向
	V.S.W.R	平均3.0
	效率	>50%

迈斯维5G八合一 组合天线 4X4 MIMO 5G, 4X4 MIMO WiFi 7 WiFi 6E 支架及螺杆安装IP67防紫外线

AN_Master_Cubic_4C4W

规格

项目	规格	
天线 5: WiFi WiFi 7/WiFi 6E/Bluetooth/Zigbee/Wimax	中心频率	2100Mhz-7200MHz
	极化	线性
	增益	4dBi
	方向图	全向
	V.S.W.R	< 1.5
	阻抗	50Ω
天线 6: WiFi WiFi 7/WiFi 6E/Bluetooth/Zigbee/Wimax	中心频率	2100Mhz-7200MHz
	极化	线性
	增益	4dBi
	方向图	全向
	V.S.W.R	< 1.5
	阻抗	50Ω
天线 7: WiFi WiFi 7/WiFi 6E/Bluetooth/Zigbee/Wimax	中心频率	2100Mhz-7200MHz
	极化	线性
	增益	4dBi
	方向图	全向
	V.S.W.R	< 1.5
	阻抗	50Ω
天线 8: WiFi WiFi 7/WiFi 6E/Bluetooth/Zigbee/Wimax	中心频率	2100Mhz-7200MHz
	极化	线性
	增益	4dBi
	方向图	全向
	V.S.W.R	< 1.5
	阻抗	50Ω

迈斯维5G八合一 组合天线 4X4 MIMO 5G, 4X4 MIMO WiFi 7 WiFi 6E 支架及螺杆安装IP67防紫外线

AN_Master_Cubic_4C4W

规格

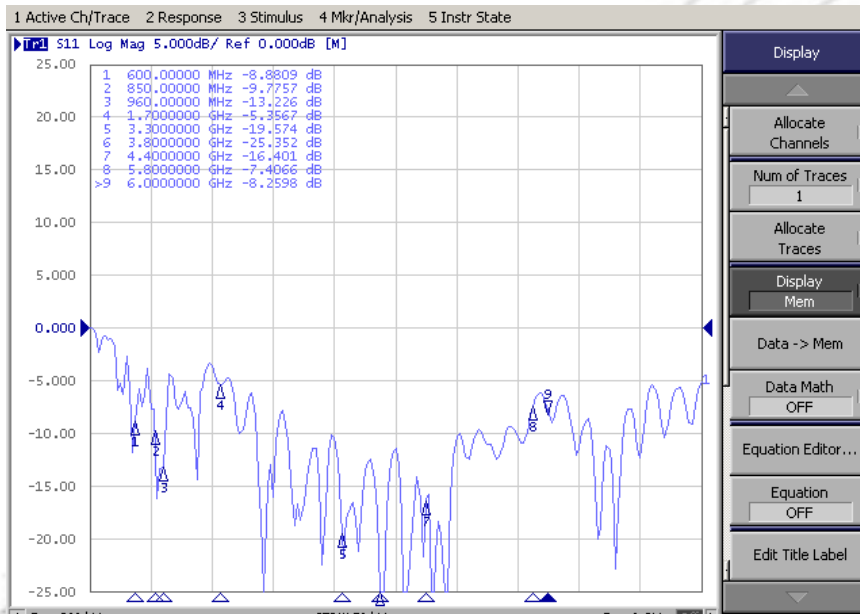
项目	规格	
机械指标	尺寸	122mm *122mm*91mm
	连接头	5G: SMA 公 WiFi: RP SMA Plug 内螺纹无针
	电缆	RG316 20cm+LMR 240 2m
环境参数	工作温度	-40°C~+85°C
	防水等级	IP67
	相对湿度	高达95%
	材料防紫外线与水浸渍等级	F1 级(UI 746C) 防紫外线
	天线罩材料	ASA(UL黄卡等级)
	震动指标	10 to 55Hz 和1.5mm 振幅 2小时测试
	环保指标	符合ROHS

迈斯维5G八合一 组合天线 4X4 MIMO 5G, 4X4 MIMO WiFi 7 WiFi 6E 支架及螺杆安装IP67防紫外线

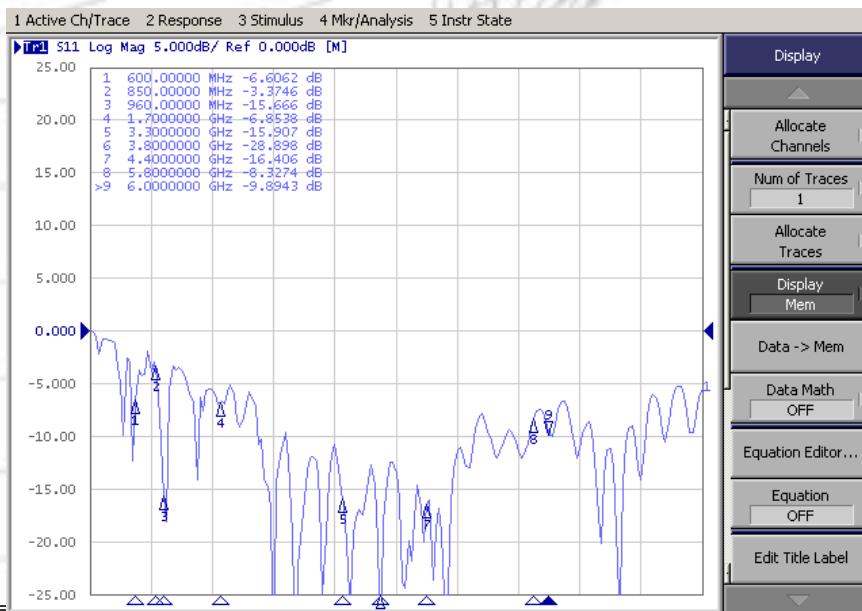
AN_Master_Cubic_4C4W

测试结果

天线反射系数 S11 5G 振子
天线1/电缆1



天线2/电缆2

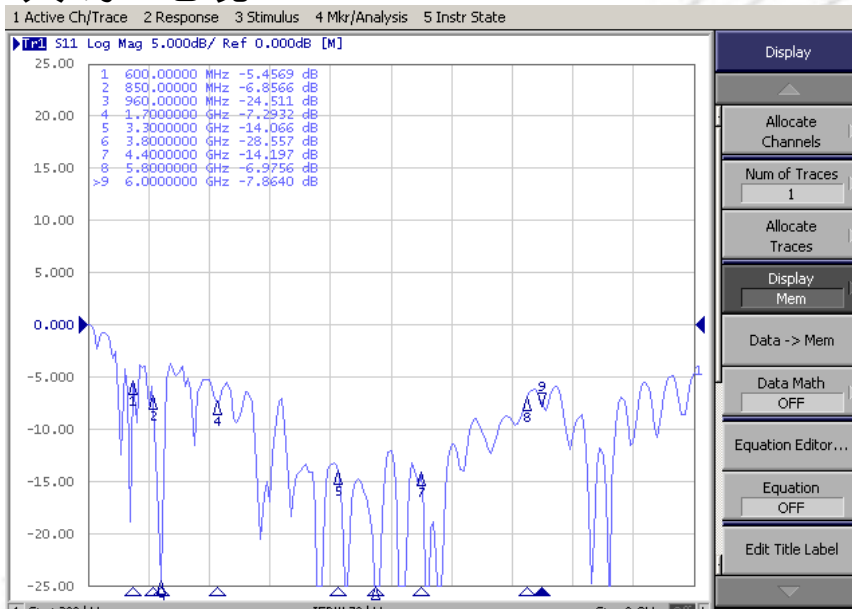


迈斯维5G八合一 组合天线 4X4 MIMO 5G, 4X4 MIMO WiFi 7 WiFi 6E 支架及螺杆安装IP67防紫外线

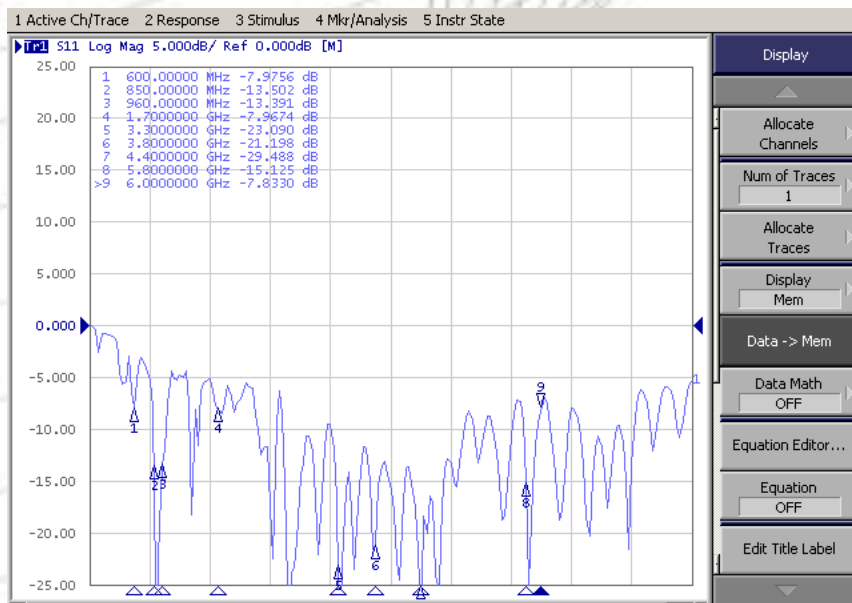
AN_Master_Cubic_4C4W

测试结果

天线反射系数 S11 5G 振子
天线3/电缆3



天线4/电缆4

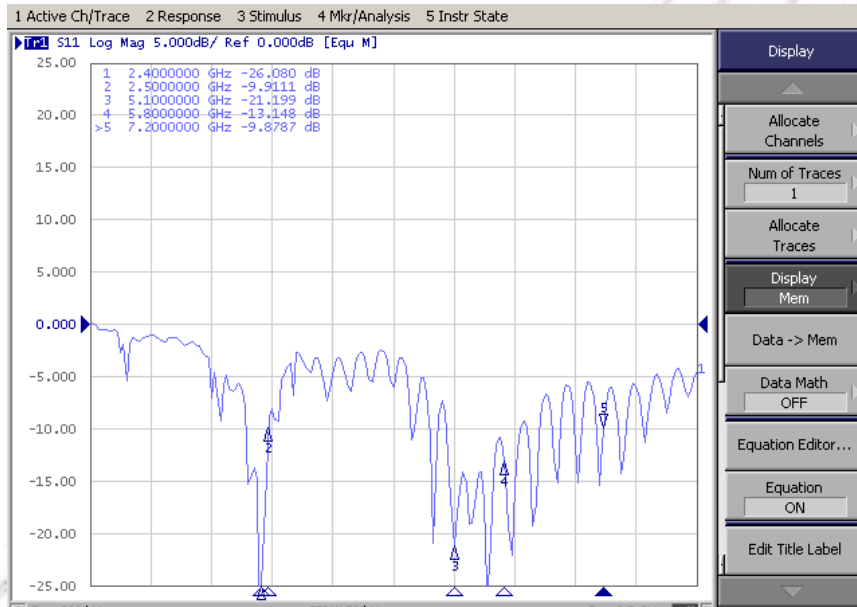


迈斯维5G八合一 组合天线 4X4 MIMO 5G, 4X4 MIMO WiFi 7 WiFi 6E 支架及螺杆安装IP67防紫外线

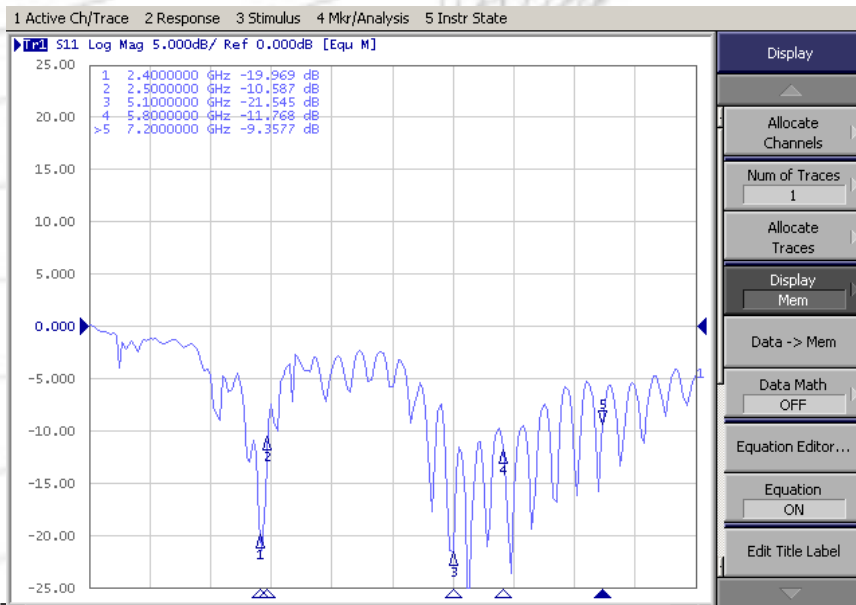
AN_Master_Cubic_4C4W

测试结果

天线反射系数 S11 WiFi 振子
天线5/电缆5



天线6/电缆6



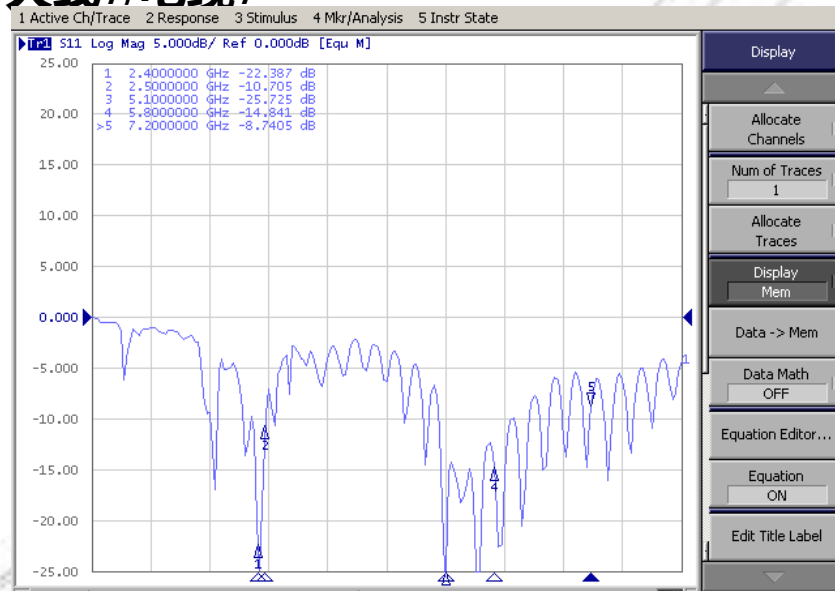
迈斯维5G八合一 组合天线 4X4 MIMO 5G, 4X4 MIMO WiFi 7 WiFi 6E 支架及螺杆安装IP67防紫外线

AN_Master_Cubic_4C4W

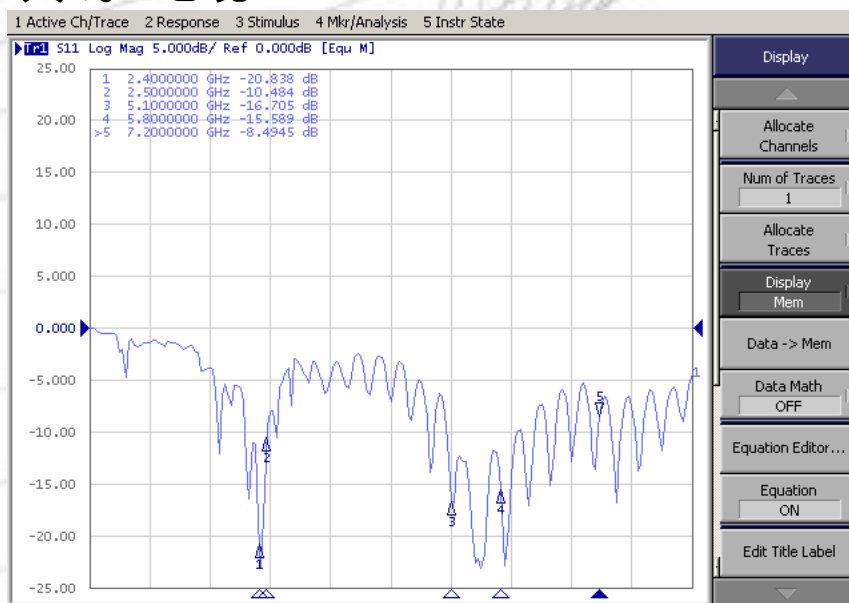
测试结果

天线反射系数 S11 WiFi 振子

天线7/电缆7



天线8/电缆8





迈斯维5G八合一 组合天线 4X4 MIMO 5G, 4X4 MIMO WiFi 7 WiFi 6E 支架及螺杆安装IP67防紫外 外线

AN_Master_Cubic_4C4W

测试结果

天线 1/电缆 1 -天线 4/电缆 4: 5G/4G 振子

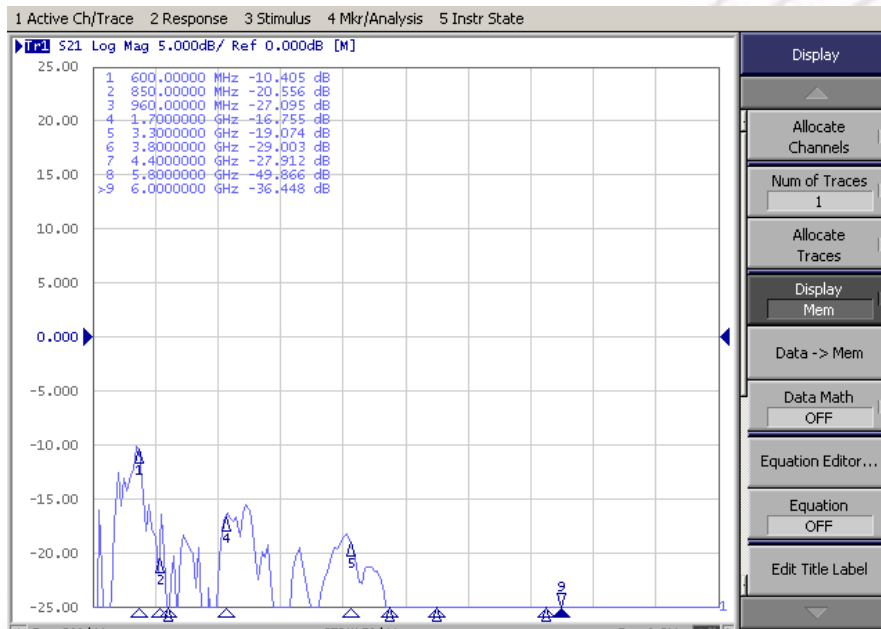
天线 5/电缆 5-天线 8/电缆 8: WiFi/蓝牙/Zigbee 振子

迈斯维5G八合一 组合天线 4X4 MIMO 5G, 4X4 MIMO WiFi 7 WiFi 6E 支架及螺杆安装IP67防紫外线

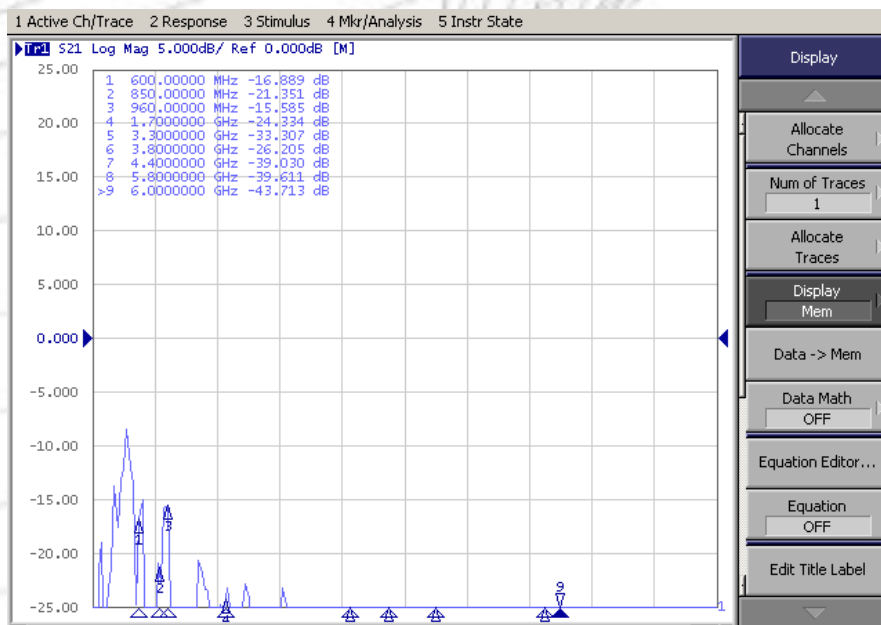
AN_Master_Cubic_4C4W

天线隔离度 (5G/4G 振子)

天线 1/电缆1 与天线 2/电缆2 之间



天线 1 /电缆1与天线 3/电缆3 之间

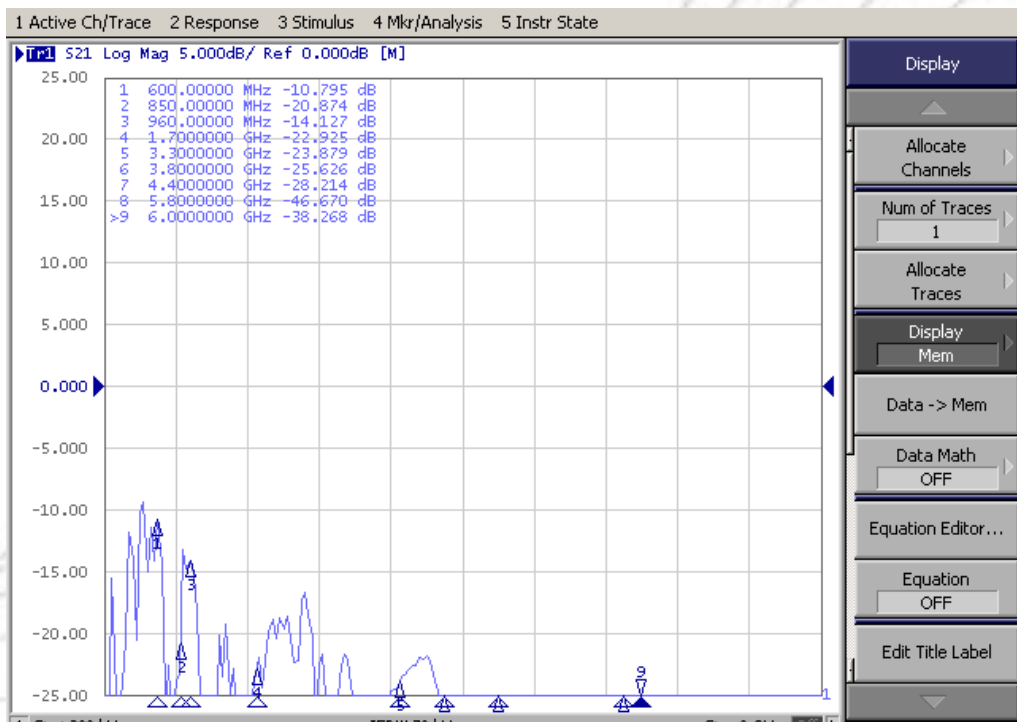


迈斯维5G八合一 组合天线 4X4 MIMO 5G, 4X4 MIMO WiFi 7 WiFi 6E 支架及螺杆安装IP67防紫外线

AN_Master_Cubic_4C4W

天线隔离度 (5G/4G 振子)

天线 1 / 电缆1与天线 4 / 电缆4 之间

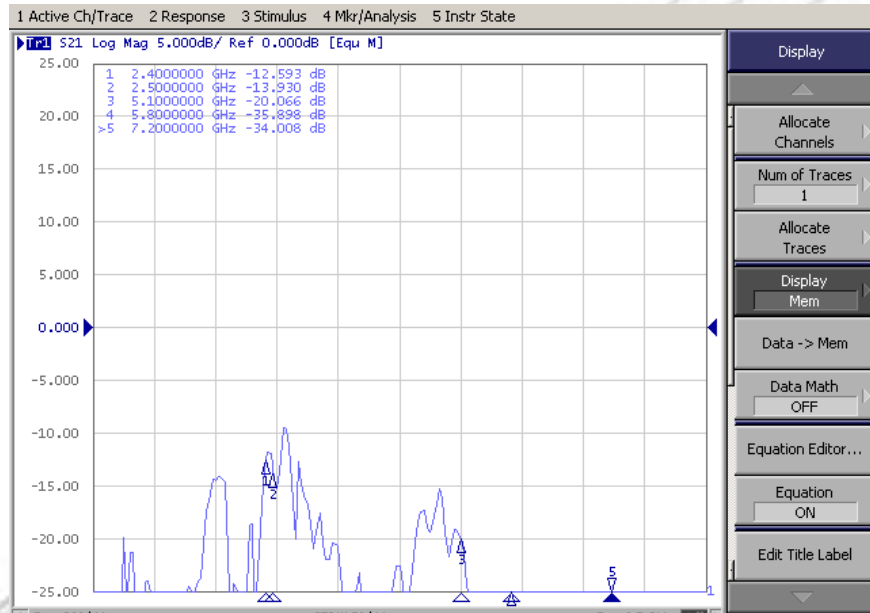


迈斯维5G八合一 组合天线 4X4 MIMO 5G, 4X4 MIMO WiFi 7 WiFi 6E 支架及螺杆安装IP67防紫外线

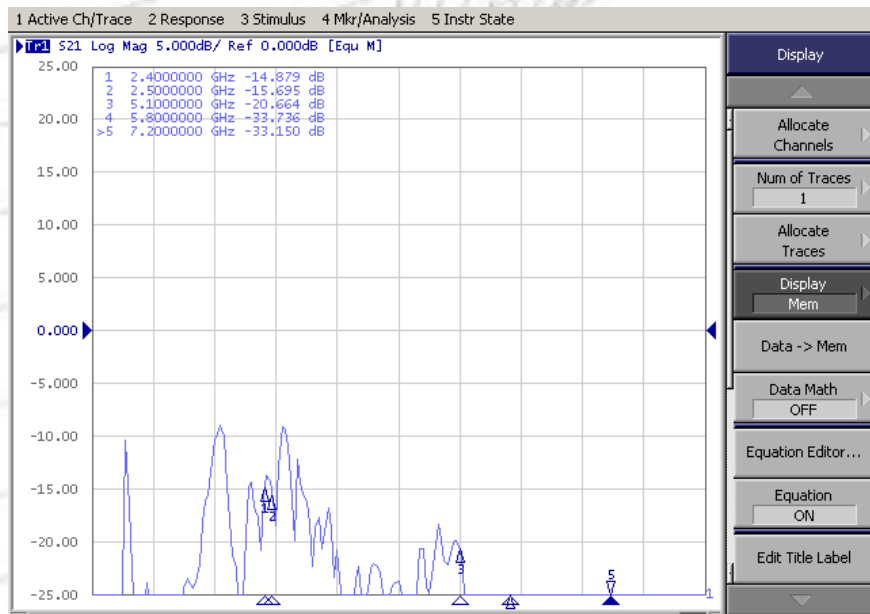
AN_Master_Cubic_4C4W

天线隔离度 (WiFi 振子)

天线 5/电缆5 与天线 6/电缆6 之间



天线 5 /电缆5 与 天线 7/电缆7之间

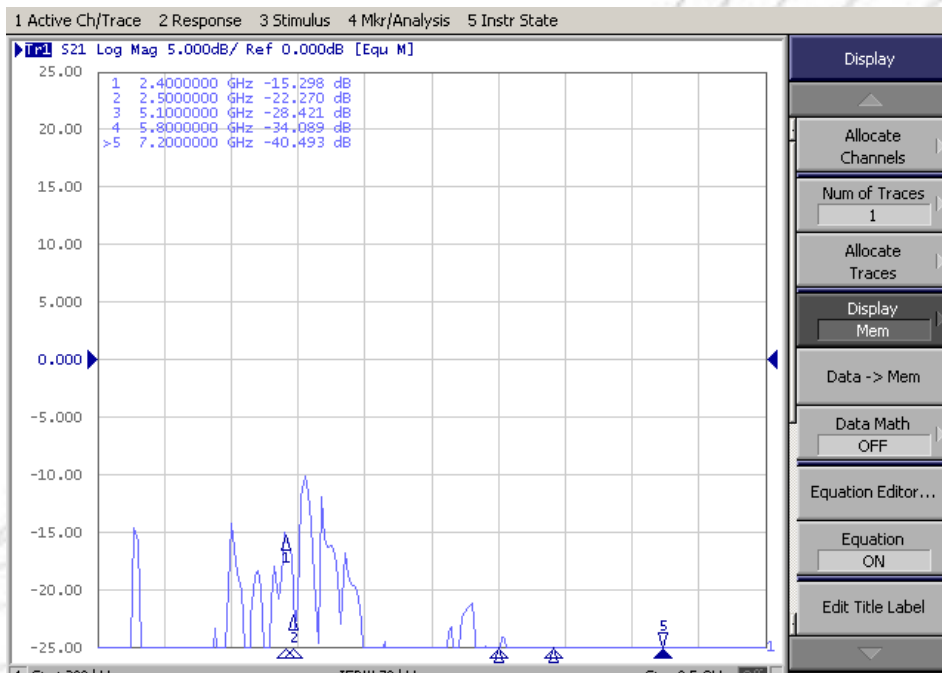


迈斯维5G八合一 组合天线 4X4 MIMO 5G, 4X4 MIMO WiFi 7 WiFi 6E 支架及螺杆安装IP67防紫外线

AN_Master_Cubic_4C4W

天线隔离度 (WiFi 振子)

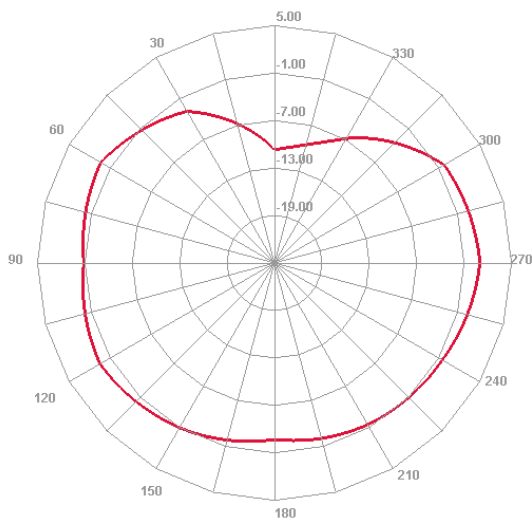
天线 5/电缆5与天线 8/电缆8 之间



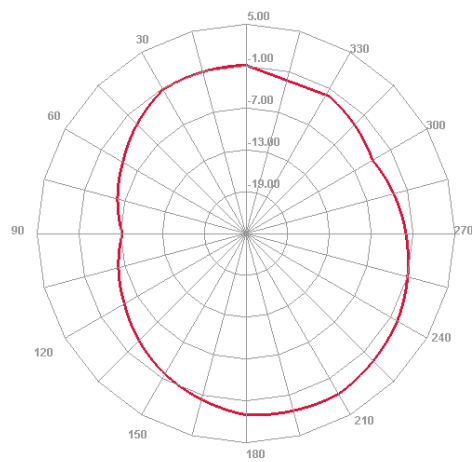
迈斯维5G八合一组合天线 4X4 MIMO 5G, 4X4 MIMO WiFi 7 WiFi 6E 支架及螺杆安装IP67防紫外线

AN_Master_Cubic_4C4W

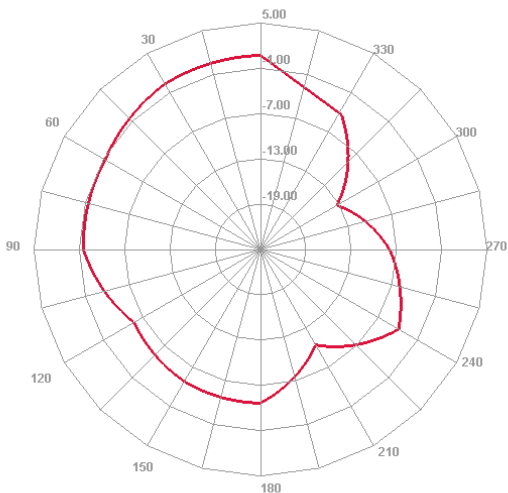
方向图 (5G 振子)



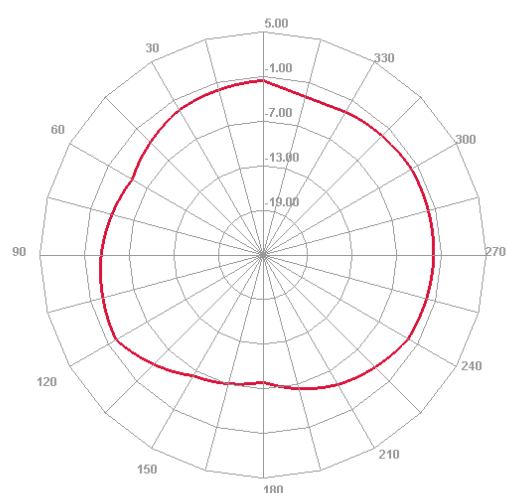
900 MHz E plane



900MHz H plane



1800MHz E plane

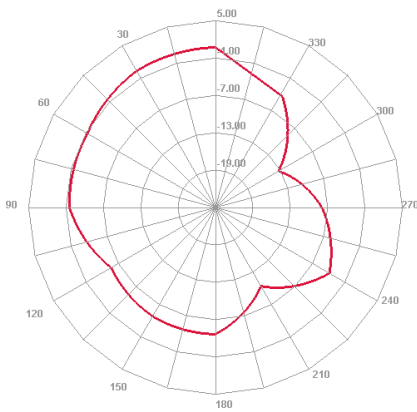


1800MHz H plane

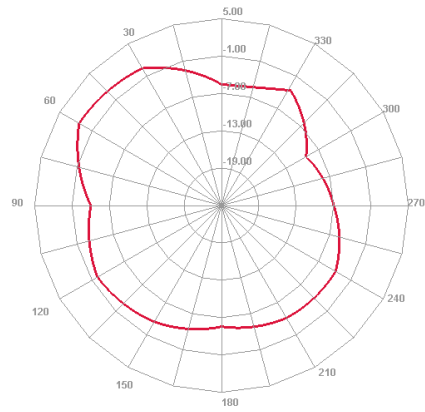
迈斯维5G八合一 组合天线 4X4 MIMO 5G, 4X4 MIMO WiFi 7 WiFi 6E 支架及螺杆安装IP67防紫外线

AN_Master_Cubic_4C4W

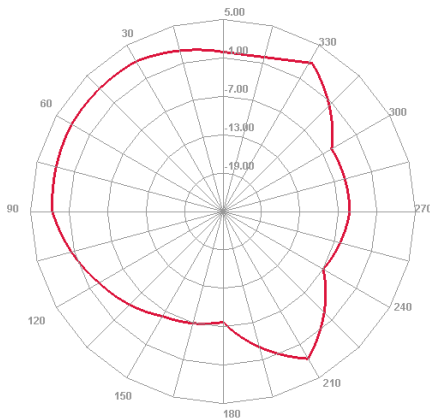
方向图 (5G 振子)



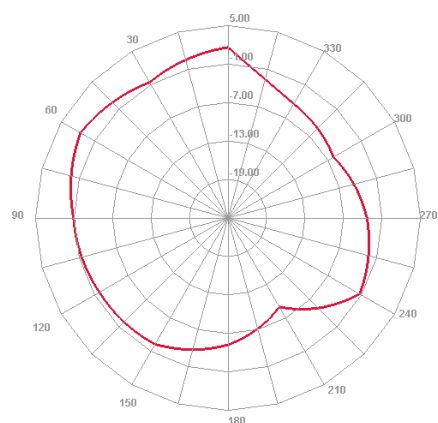
2600 MHz E plane



2600MHz H plane



3500MHz E plane

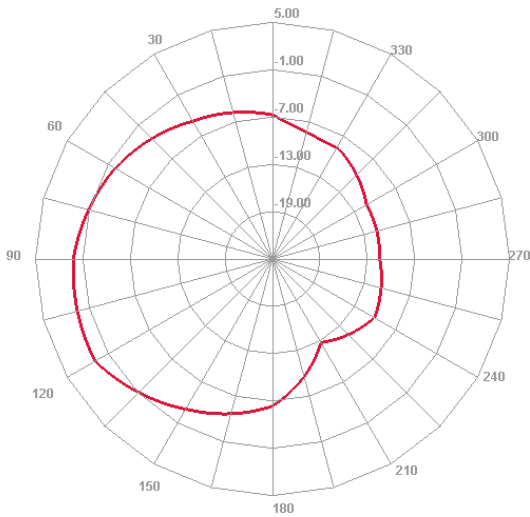


3500MHz H plane

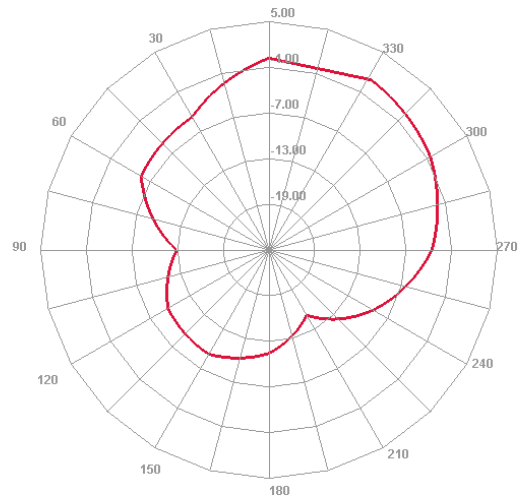
迈斯维5G八合一 组合天线 4X4 MIMO 5G, 4X4 MIMO WiFi 7 WiFi 6E 支架及螺杆安装IP67防紫外线

AN_Master_Cubic_4C4W

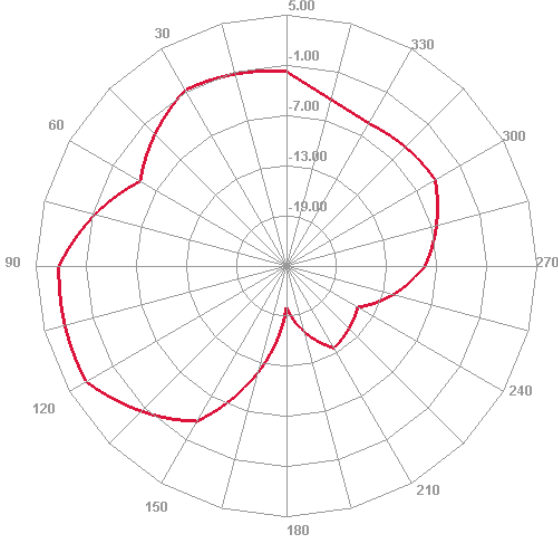
方向图 (5G 振子)



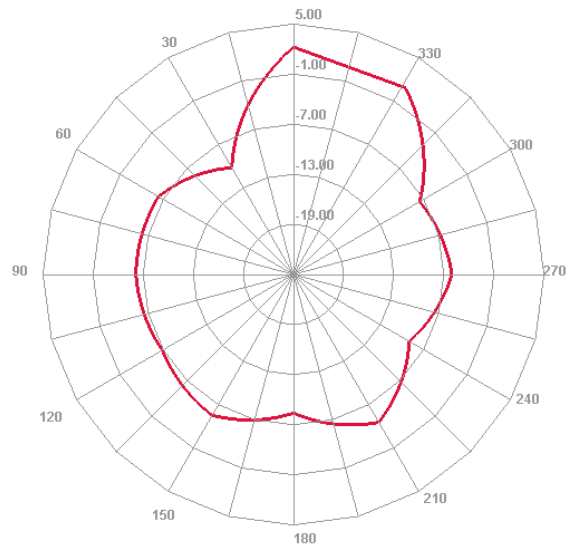
4800 MHz E plane



4800MHz H plane



6000MHz E plane

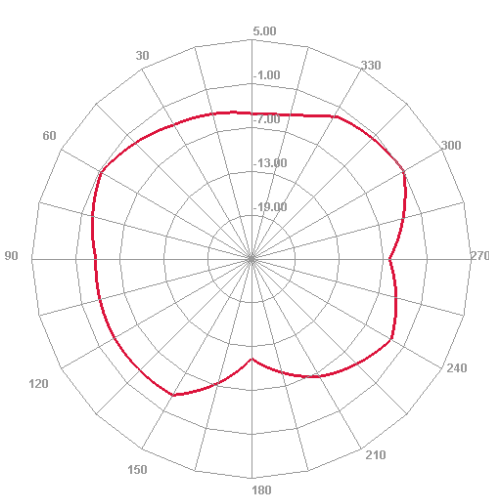


6000MHz H plane

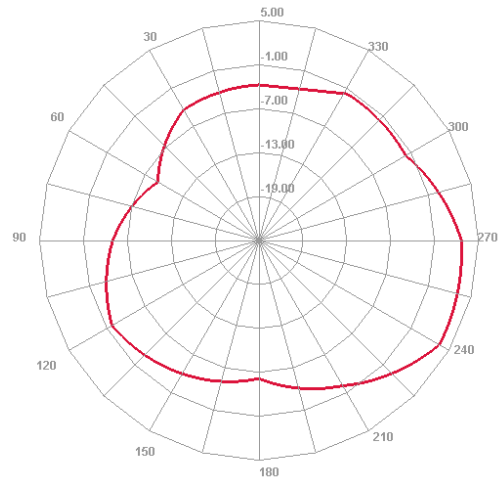
迈斯维5G八合一 组合天线 4X4 MIMO 5G, 4X4 MIMO WiFi 7 WiFi 6E 支架及螺杆安装IP67防紫外线

AN_Master_Cubic_4C4W

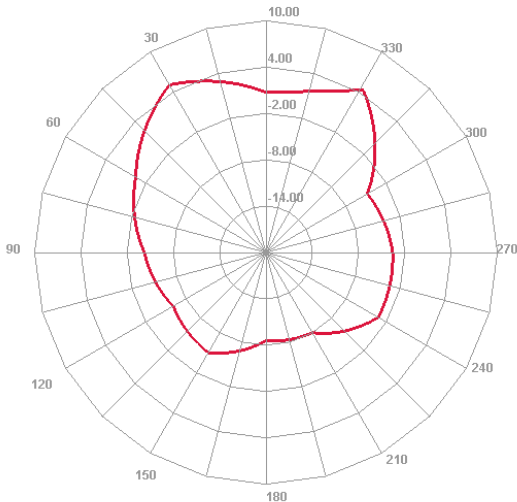
方向图 (WiFi 振子)



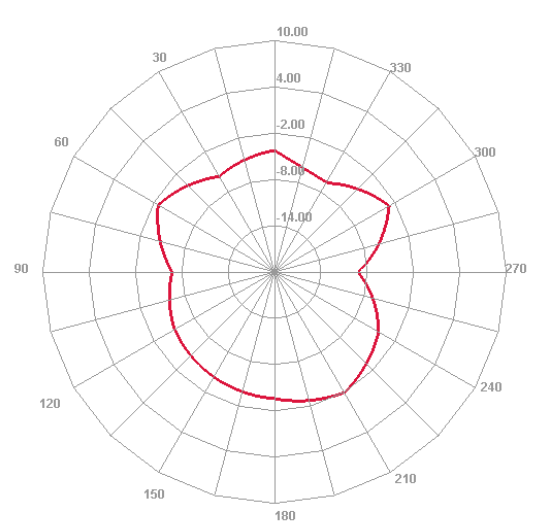
2400 MHz E plane



2400MHz H plane



6000MHz E plane

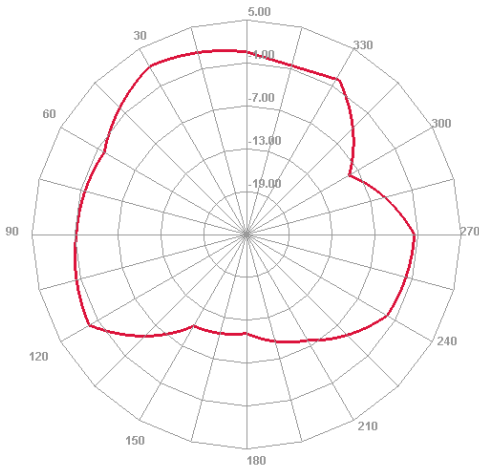


6000MHz H plane

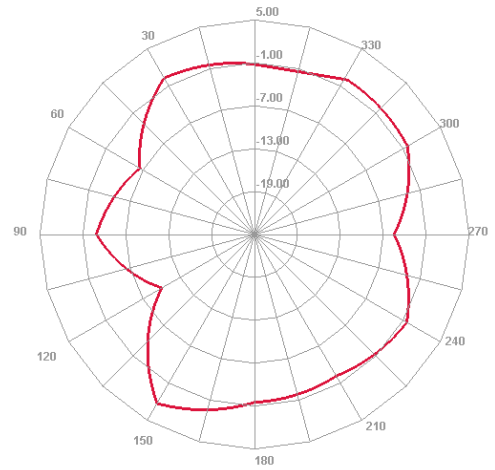
迈斯维5G八合一 组合天线 4X4 MIMO 5G, 4X4 MIMO WiFi 7 WiFi 6E 支架及螺杆安装IP67防紫外线

AN_Master_Cubic_4C4W

方向图 (WiFi 振子)



7100 MHz E plane



7100MHz H plane

CTB



中国认可
国际互认
检测
TESTING
CNAS L9438



检测报告

TEST REPORT

产品名称 : 迈斯维 MIMO 立方体天线系列
AN-Master-Cubic-4C/AN-Master

产品型号 : -Cubic-2C2W/AN-Master-Cubic-
4W and Variants

委托方 : 苏州迈斯维通信技术有限公司
委托方地址 : 苏州市高新区通安镇真北路 88 号
1 号楼 403

检验依据 : GB/T 4208-2017

检验类别 : 委托检验

报告编号 : CTB231113015Q

报告日期 : 2023 年 11 月 17 日

深圳市环测威检测技术有限公司

Shenzhen CTB Testing Technology Co., Ltd.

深圳市宝安区新桥街道新桥社区新和大道 26 号 A 栋 1 层。

1&2/F., Building A, No.26, Xinhe Road, Xinqiao, Xinqiao Street, Bao'an District, Shenzhen, Guangdong, China

电话: 4008-707-283 邮箱: ctb@ctb-lab.net 网址: http://www.ctb-lab.net



Model PW-957(+)(f1)

File Number: E56070



COMPANY

CHI MEI CORPORATION

No 398 Sec 1 Zhongzheng Rd
Rende District
Tainan City, 717010 Taiwan

MODEL INFO

PW-957(+)(f1)

Acrylonitrile Styrene Acrylate (ASA) "KIBILAC", furnished as pellets

(f1) – Suitable for outdoor use with respect to exposure to Ultraviolet Light, Water Exposure and Immersion in accordance with UL 746C.

(+) – Indicate 0~0.5% acid scavengers.

FLAMMABILITY PROPERTIES	VALUE	TEST METHOD
Flammability		ANSI/UL 94
1.5 mm, Color: ALL	HB	
3.0 mm, Color: ALL	HB	
ISO/IEC FLAMMABILITY PROPERTIES	VALUE	TEST METHOD
Flammability		IEC 60695-11-10
1.5 mm, Color: ALL	HB75	
3.0 mm, Color: ALL	HB40	
ELECTRICAL PROPERTIES	VALUE	TEST METHOD
Hot-wire Ignition (HWI)		UL 746A
1.5 mm	PLC 4	
3.0 mm	PLC 3	
High Amp Arc Ignition (HAI)		UL 746A
1.5 mm	PLC 0	

3.0 mm	PLC 0	
Comparative Tracking Index (CTI)	PLC 0	UL 746A
High Voltage Arc Tracking Rate (HVTR)	PLC 3	
High Voltage, Low Current Arc Resistance	PLC 6	
THERMAL PROPERTIES	VALUE	TEST METHOD
Relative Thermal Index - Electrical Strength		UL 746B
1.5 mm	90 °C	
3.0 mm	90 °C	
Relative Thermal Index - Mechanical Impact		UL 746B
1.5 mm	90 °C	
3.0 mm	90 °C	
Relative Thermal Index - Mechanical Strength		UL 746B
1.5 mm	95 °C	
3.0 mm	95 °C	
PHYSICAL PROPERTIES	VALUE	TEST METHOD
UV Exposure & Water Immersion	f1	UL 746C

Report Date: 2006-08-31

The appearance of a company's name or product in this database does not in itself assure that products so identified have been manufactured under UL Solutions' Follow - Up Service. Only those products bearing the UL Mark should be considered to be Certified and covered under UL Solutions' Follow - Up Service. Always look for the Mark on the product.

UL Solutions permits the reproduction of the material contained in Product iQ subject to the following conditions: 1. The Guide Information, Assemblies, Constructions, Designs, Systems, and/or Certifications (files) must be presented in their entirety and in a non-misleading manner, without any manipulation of the data (or drawings). 2. The statement "Reprinted from Product iQ with permission from UL Solutions" must appear adjacent to the extracted material. In addition, the reprinted material must include a copyright notice in the following format: "©2024 UL LLC."