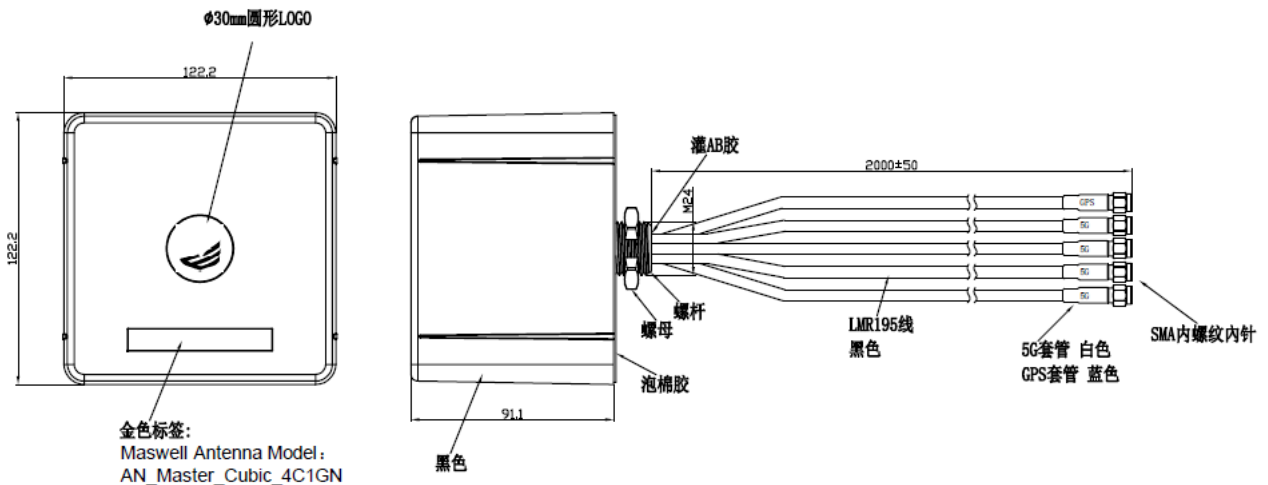


迈斯维5G 五组合天线 4X4 MIMO 5G/4G与 GNSS/GPS 螺杆安装

AN_Master_Cubic_4C1GN



示意图



迈斯维5G 五组合天线 4X4 MIMO 5G/4G与 GNSS/GPS 螺杆安装

AN_Master_Cubic_4C1GN

规格

项目		规格	
GNSS天线 (GPS, GLONASS, 北斗, Gaileo 四星)	介质天线	中心频率	1561.098~1602MHz
		极化	右旋圆极化
		增益	5dBic@PCB (最高值)
		电压驻波比	< 1.5
		阻抗	50Ω
		轴比	3dB (最大)
	低噪声放大器	增益	28±2dB
		噪音系数	≤1.5dB
		滤波器插入损耗	< 3dB
		电源电压	3~5V DC
		电流消耗	< 20mA
		V.S.W.R	< 2.0
天线 1: 5G/4G LTE/WiFi6E/UWB		频率范围	600MHz~8.0GHz
		极化	线极化
		增益	6.0dBi @20cm电缆长度
		方向性	全向
		V.S.W.R	平均3.0
		效率	> 50%
天线 2: 5G/4G LTE/WiFi6E/UWB		频率范围	600MHz~8.0GHz
		极化	线极化
		增益	6.0dBi @20cm电缆长度
		方向性	全向
		V.S.W.R	平均3.0
		效率	> 50%

迈斯维5G 五组合天线 4X4 MIMO 5G/4G与 GNSS/GPS 螺杆安装

AN_Master_Cubic_4C1GN

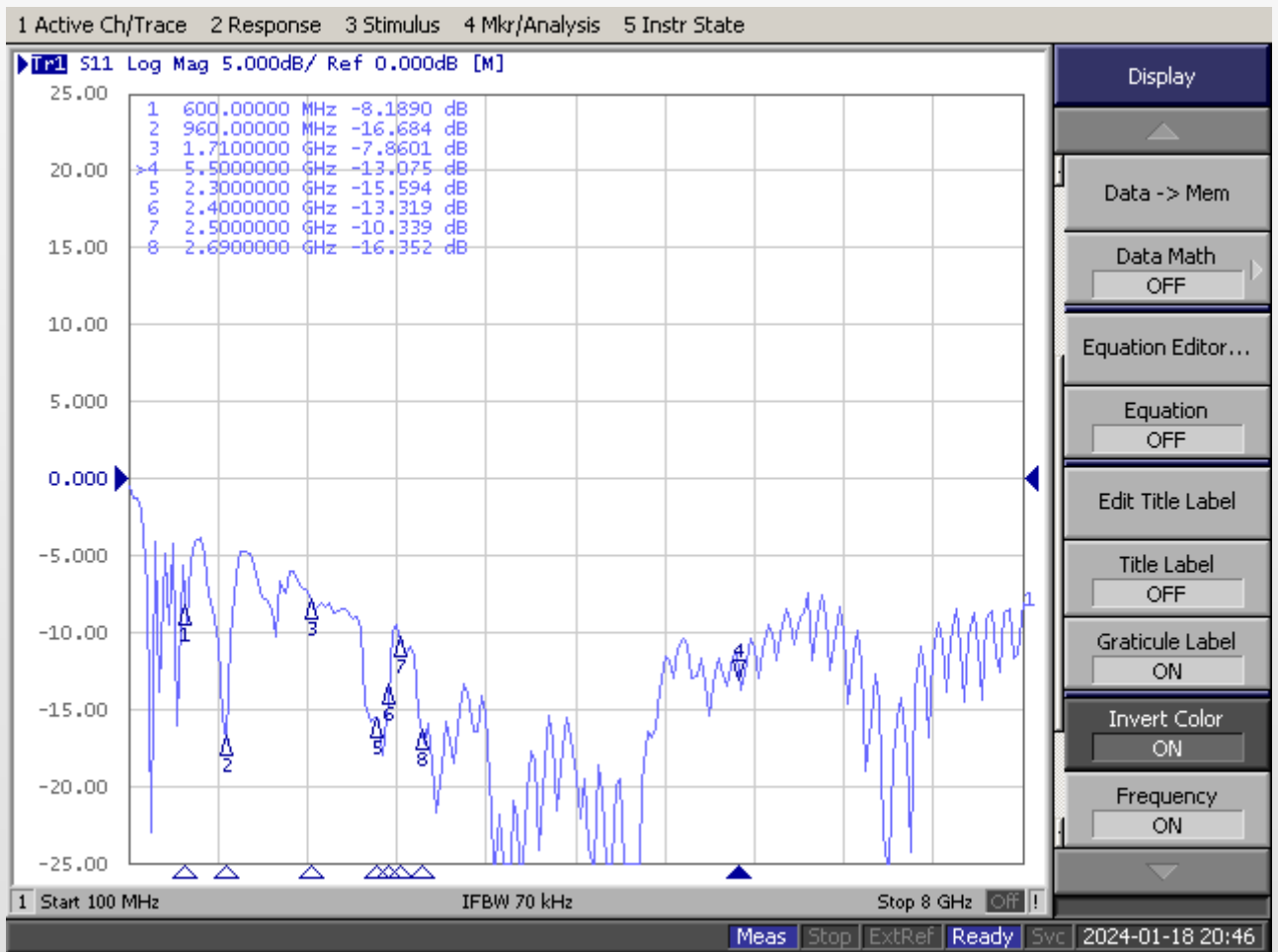
规格

项目	规格	
天线 3: 5G/4G LTE/WiFi6E/UWB	频率范围	600MHz~8.0GHz
	极化	线极化
	增益	6.0dBi @20cm电缆长度
	方向性	全向
	V.S.W.R	平均3.0
	效率	>50%
天线 4: 5G/4G LTE/WiFi6E/UWB	频率范围	600MHz~8.0GHz
	极化	线极化
	增益	6.0dBi @20cm电缆长度
	方向性	全向
	V.S.W.R	平均3.0
	效率	>50%
机械指标	尺寸	122mm *122mm*91mm
	电缆	LMR195等效 2米或其他
	连接头	5G: SMA 公 内螺纹内针 GNSS: SMA 公 内螺纹内针
环境参数	工作温度	-40°C~+85°C
	相对湿度	高达95%
	天线罩材料	ASA (UL黄卡等级)
	材料防紫外线与水浸渍等级	F1 级 (UL746C)
	防水等级	IP67 (欧盟标准IP67 EN 60529:1991+A1:2000+A2:2013+AC:2019 中国国标 GB/T4208-2017)
	震动指标	10 to 55Hz 和1.5mm 振幅 2 小时测试
	环保指标	符合ROHS

迈斯维5G 五组合天线 4X4 MIMO 5G/4G与 GNSS/GPS 螺杆安装

AN_Master_Cubic_4C1GN

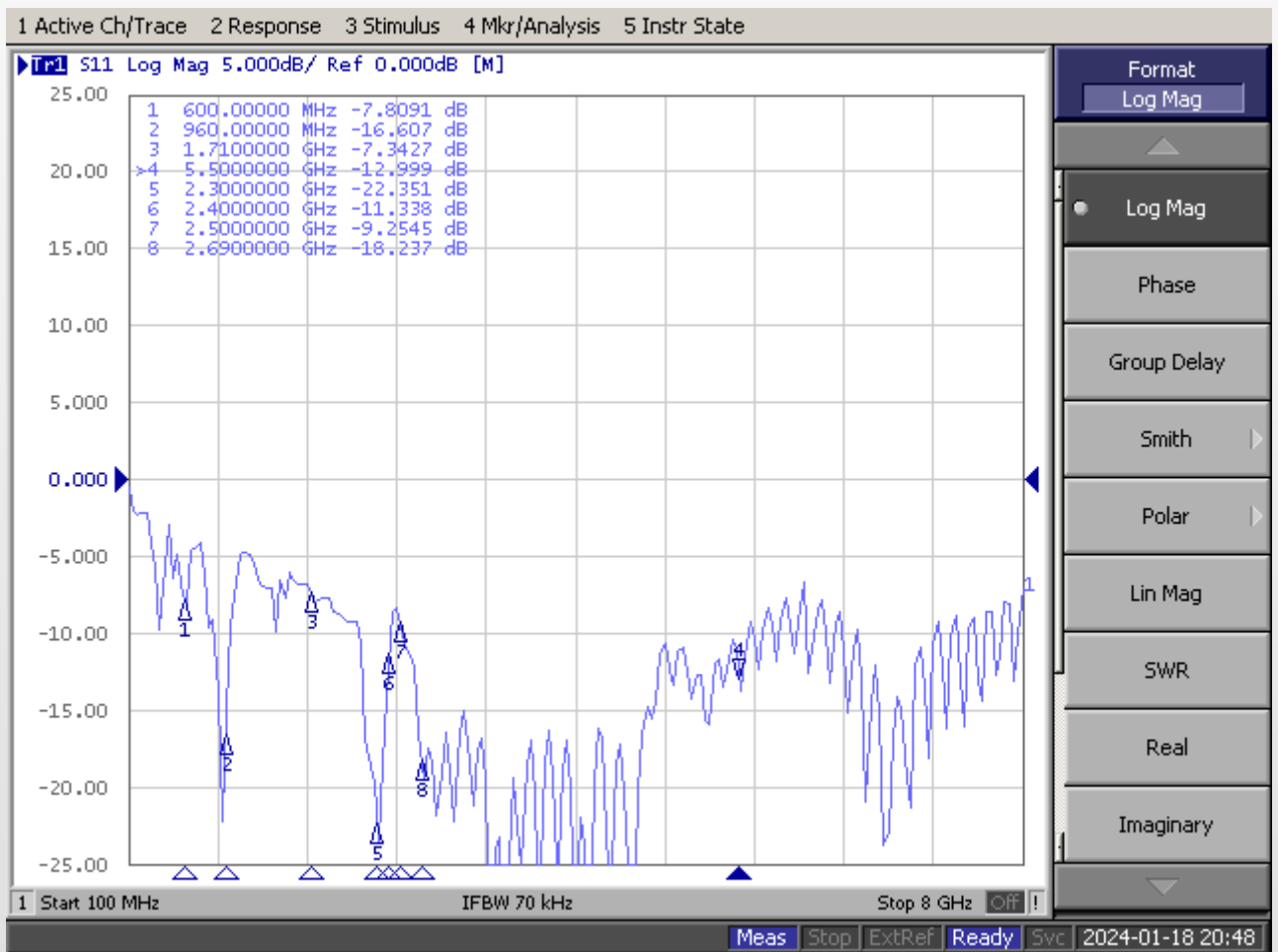
5G天线 S11 反射系数 天线1



迈斯维5G 五组合天线 4X4 MIMO 5G/4G与 GNSS/GPS 螺杆安装

AN_Master_Cubic_4C1GN

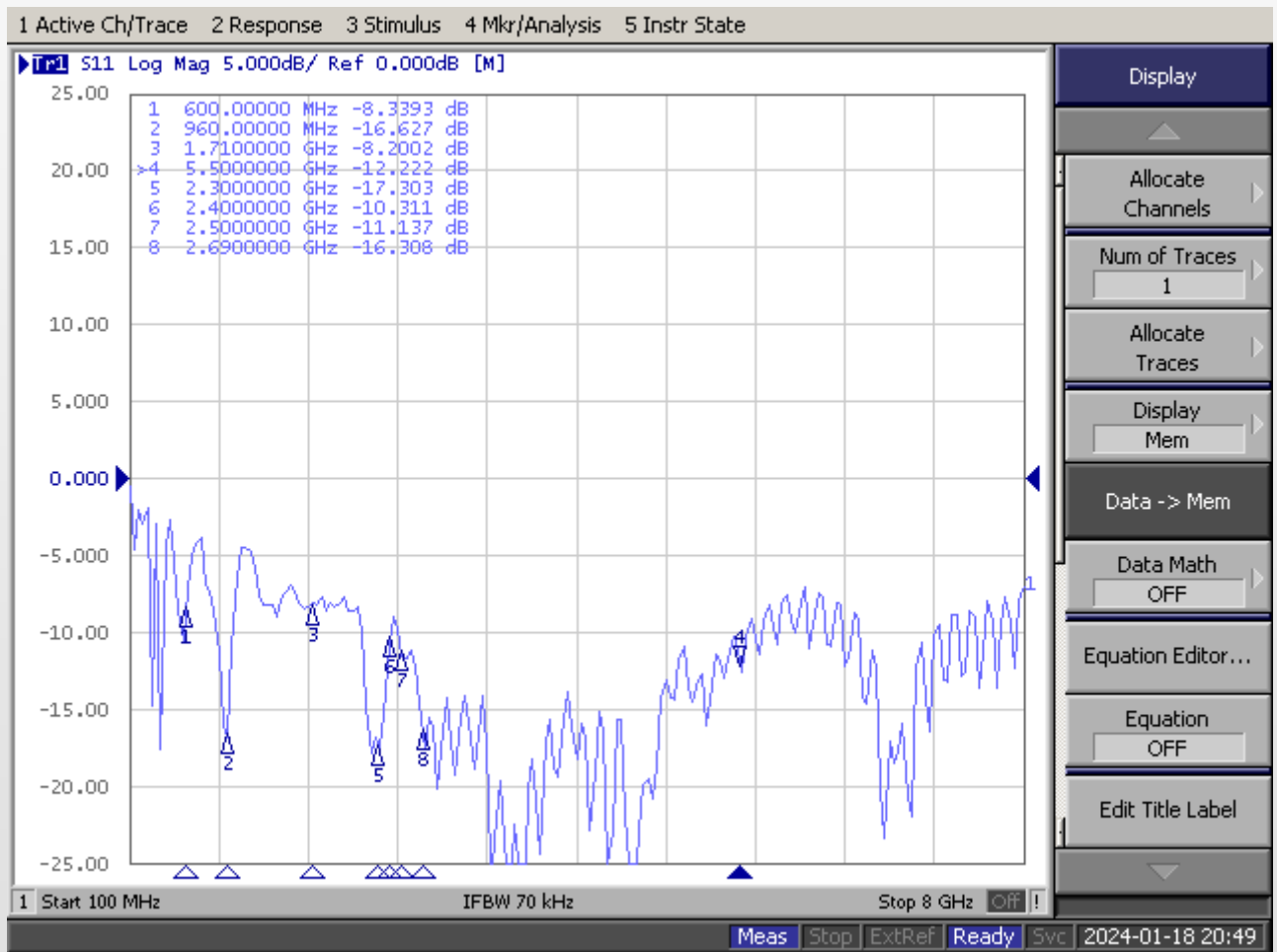
5G天线 S11 反射系数 天线2



迈斯维5G 五组合天线 4X4 MIMO 5G/4G与 GNSS/GPS 螺杆安装

AN_Master_Cubic_4C1GN

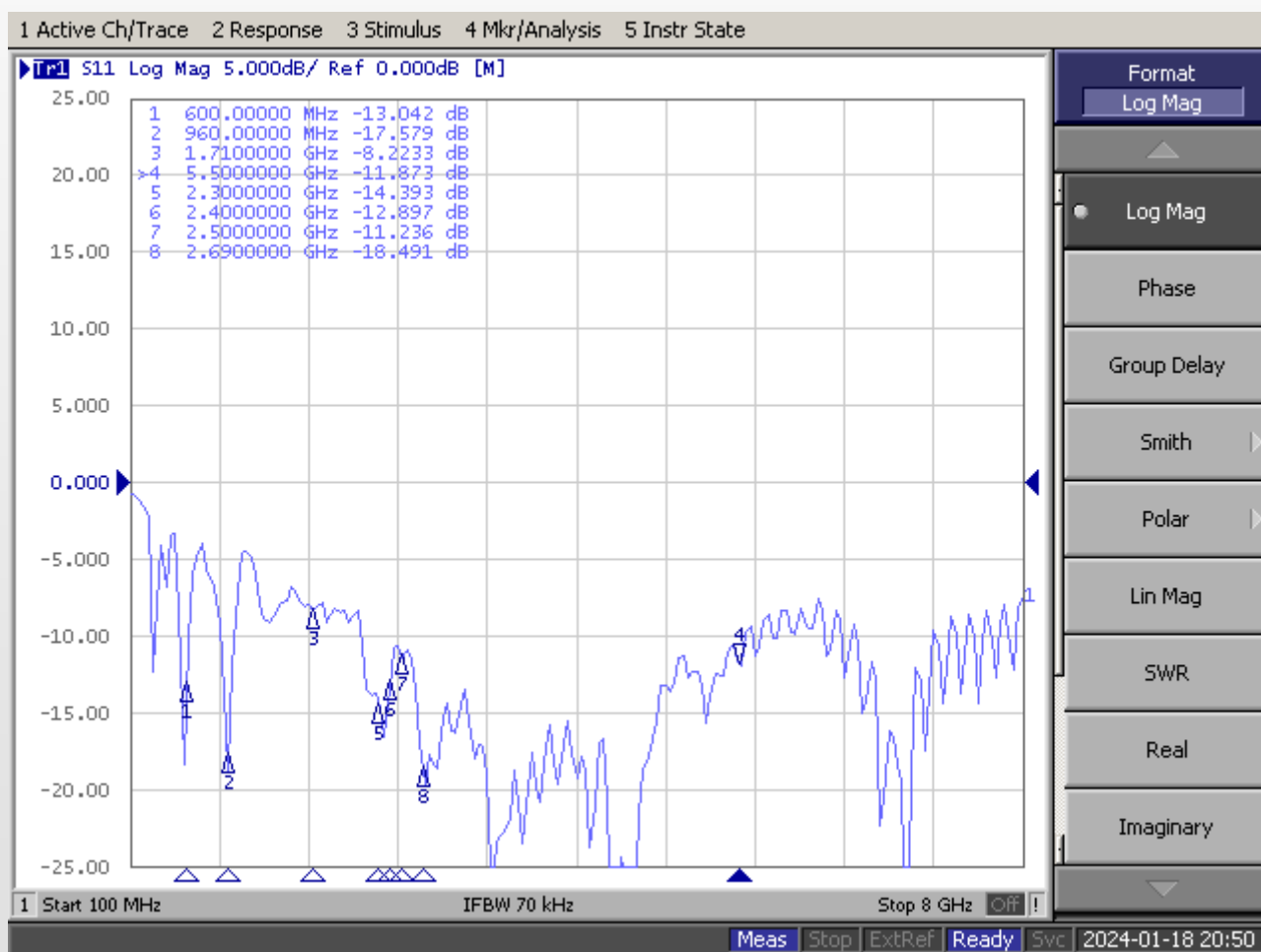
5G天线 S11 反射系数 天线3



迈斯维5G 五组合天线 4X4 MIMO 5G/4G与 GNSS/GPS 螺杆安装

AN_Master_Cubic_4C1GN

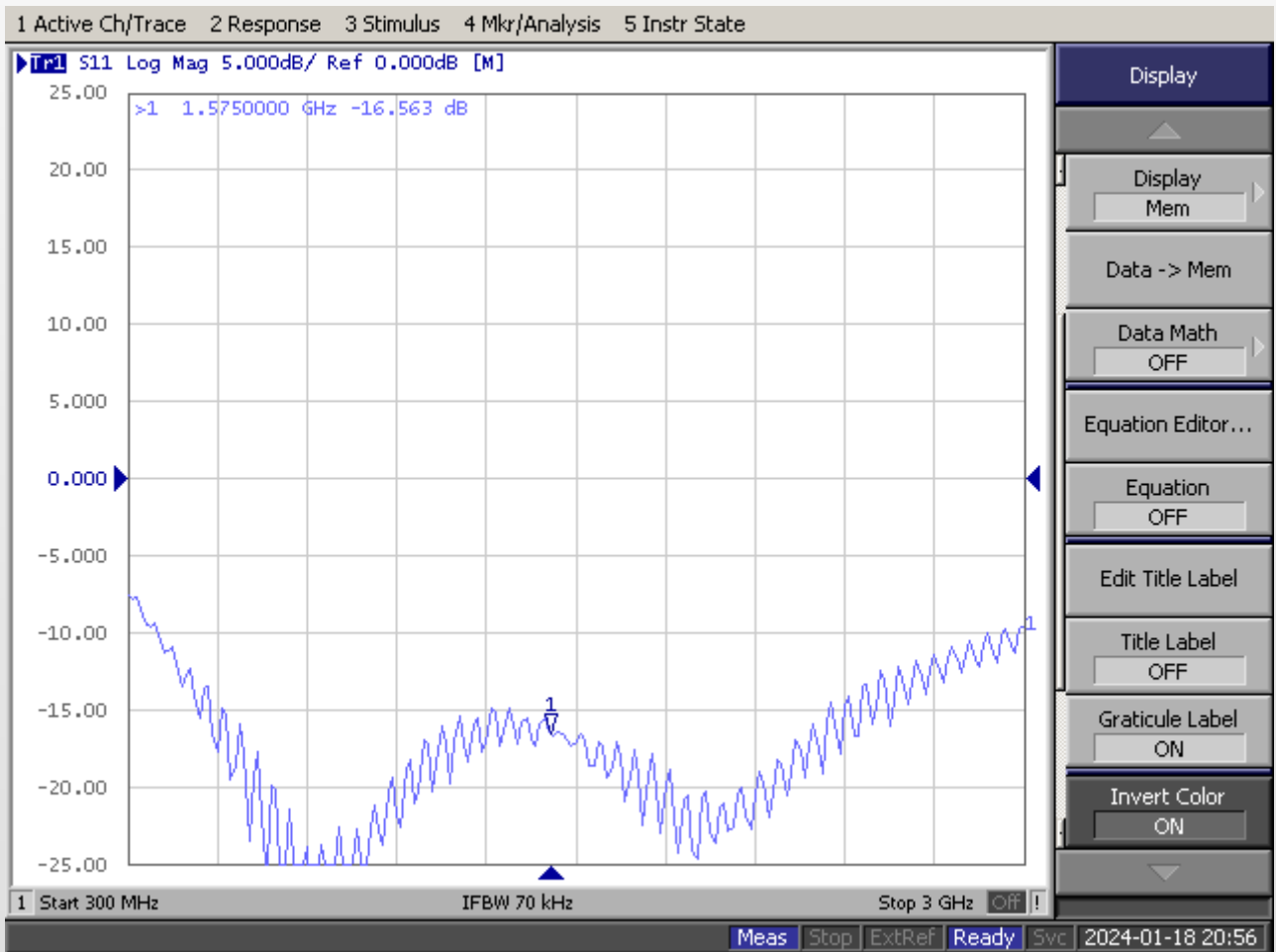
5G天线 S11 反射系数 天线4



迈斯维5G 五组合天线 4X4 MIMO 5G/4G与 GNSS/GPS 螺杆安装

AN_Master_Cubic_4C1GN

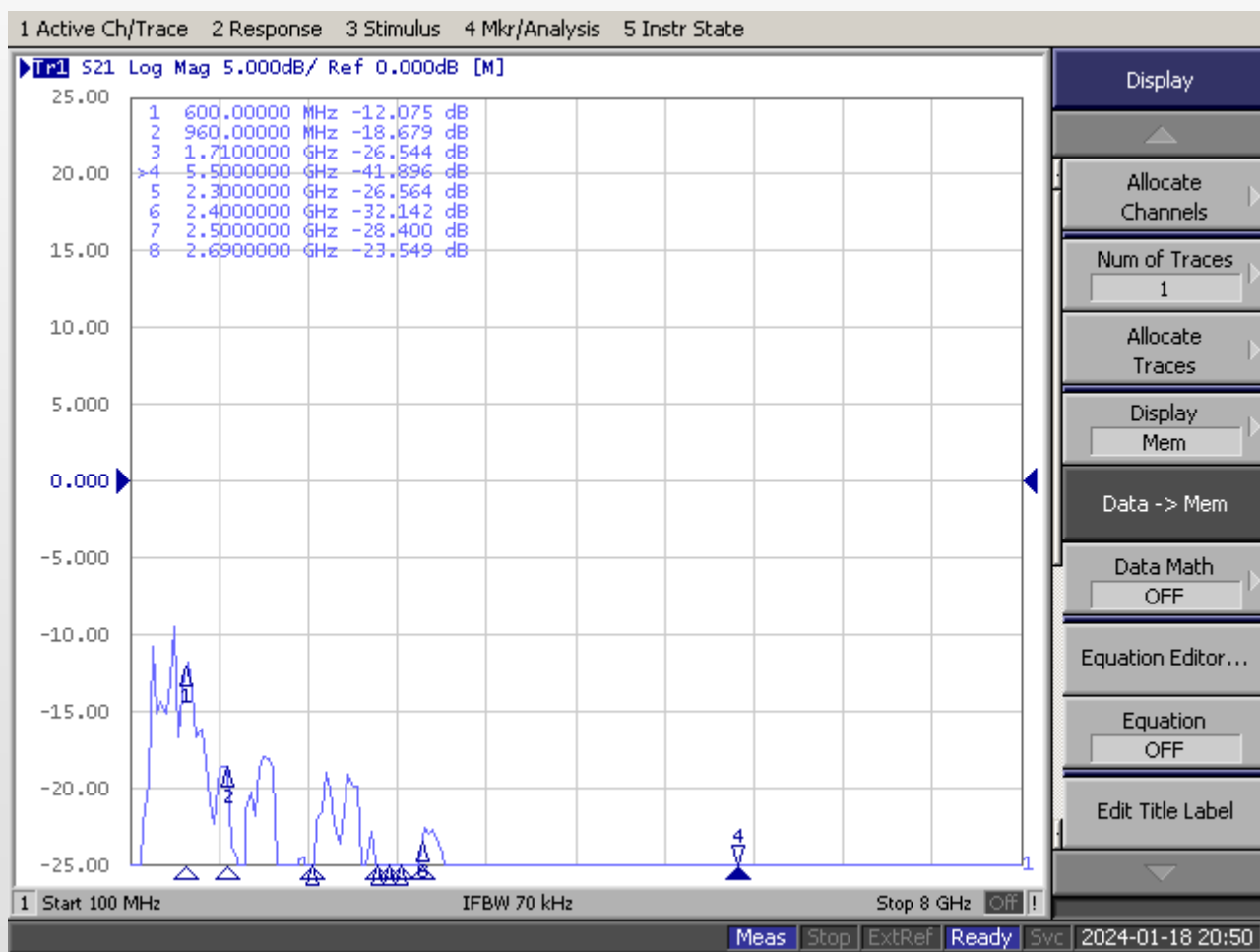
GNSS天线 S11 反射系数



迈斯维5G 五组合天线 4X4 MIMO 5G/4G与 GNSS/GPS 螺杆安装

AN_Master_Cubic_4C1GN

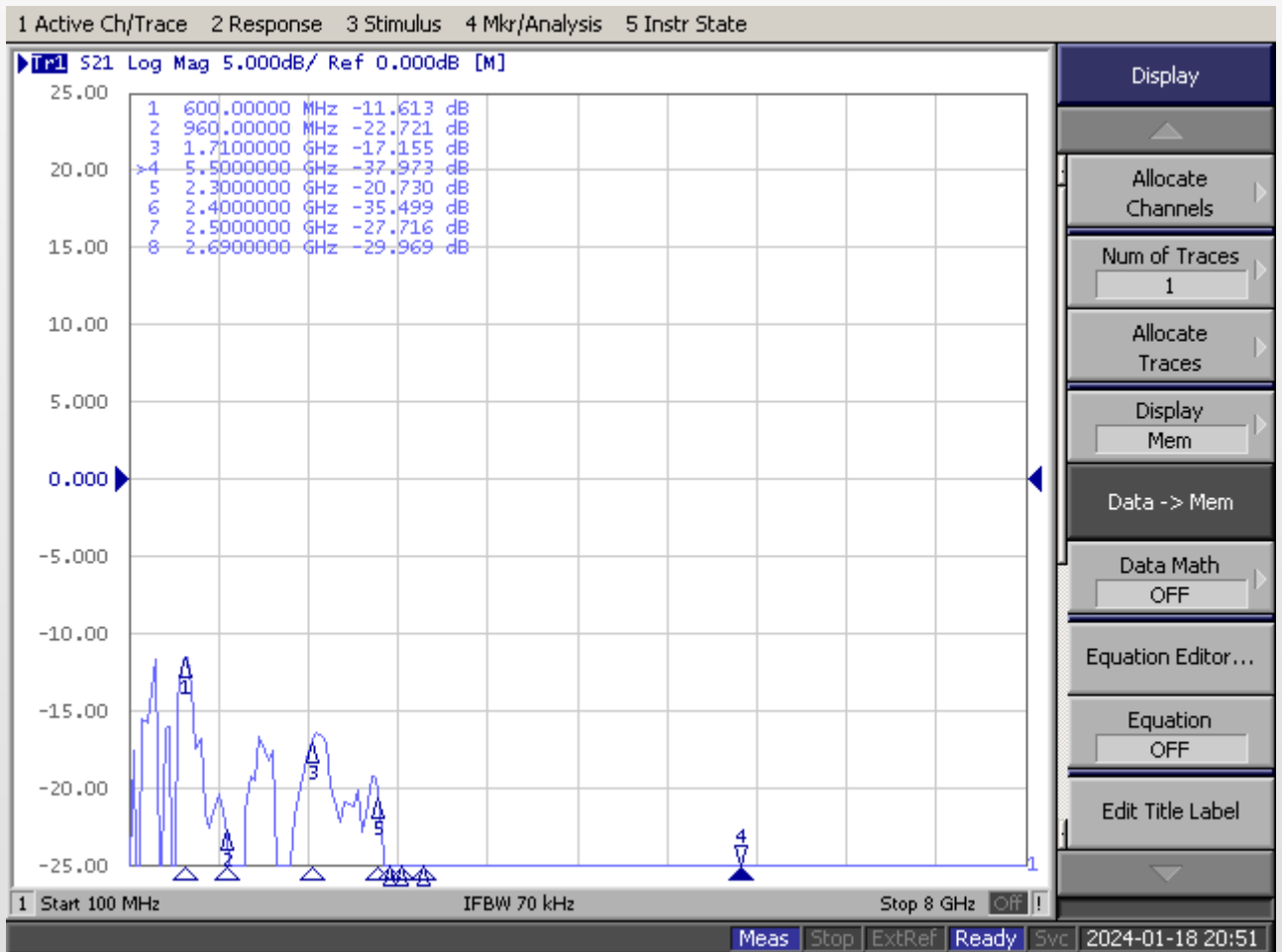
天线 隔离度 1端口/电缆1 与 2端口/电缆2



迈斯维5G 五组合天线 4X4 MIMO 5G/4G与 GNSS/GPS 螺杆安装

AN_Master_Cubic_4C1GN

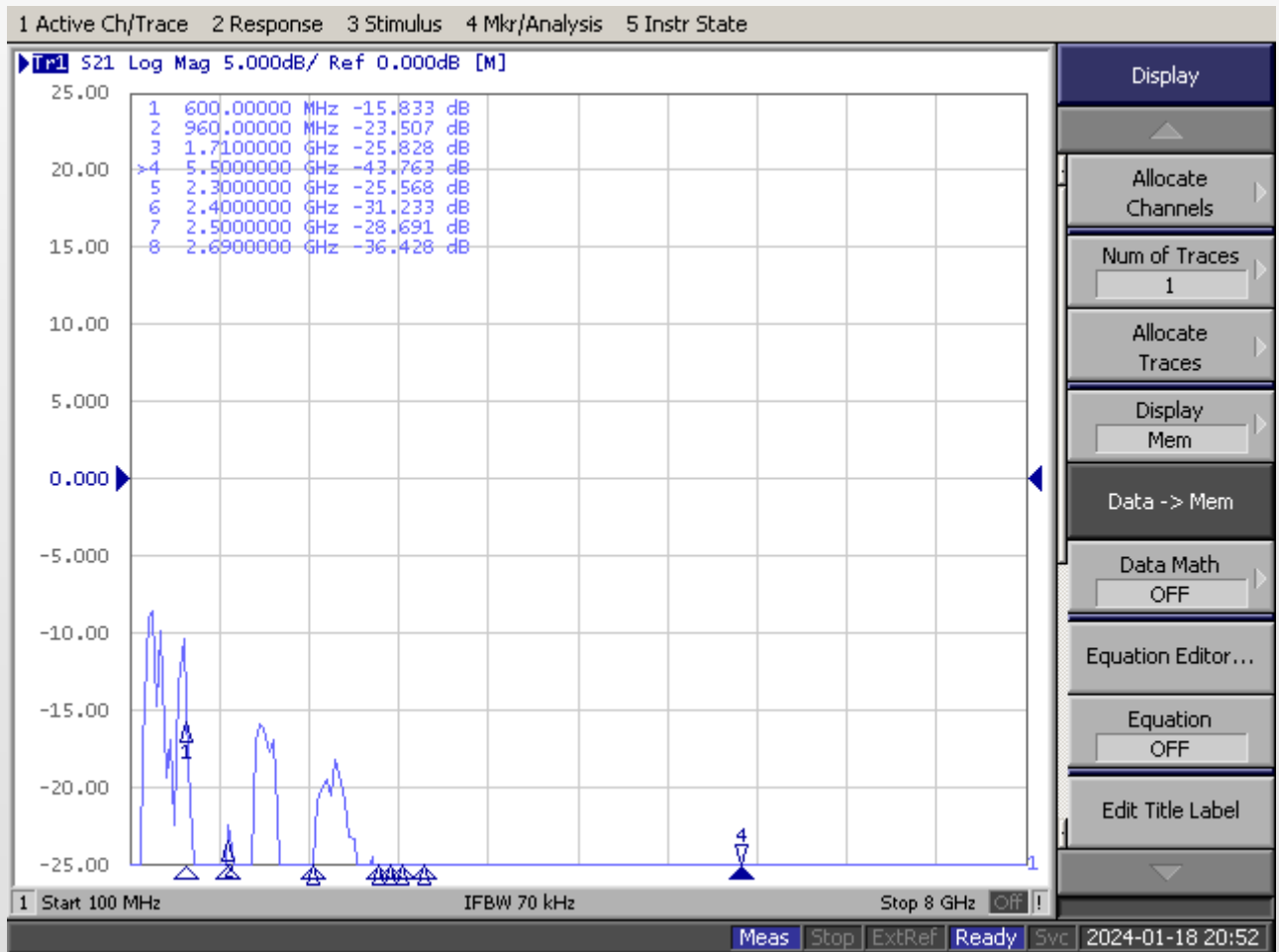
天线 隔离度 1端口/电缆1 与 3端口/电缆3



迈斯维5G 五组合天线 4X4 MIMO 5G/4G与 GNSS/GPS 螺杆安装

AN_Master_Cubic_4C1GN

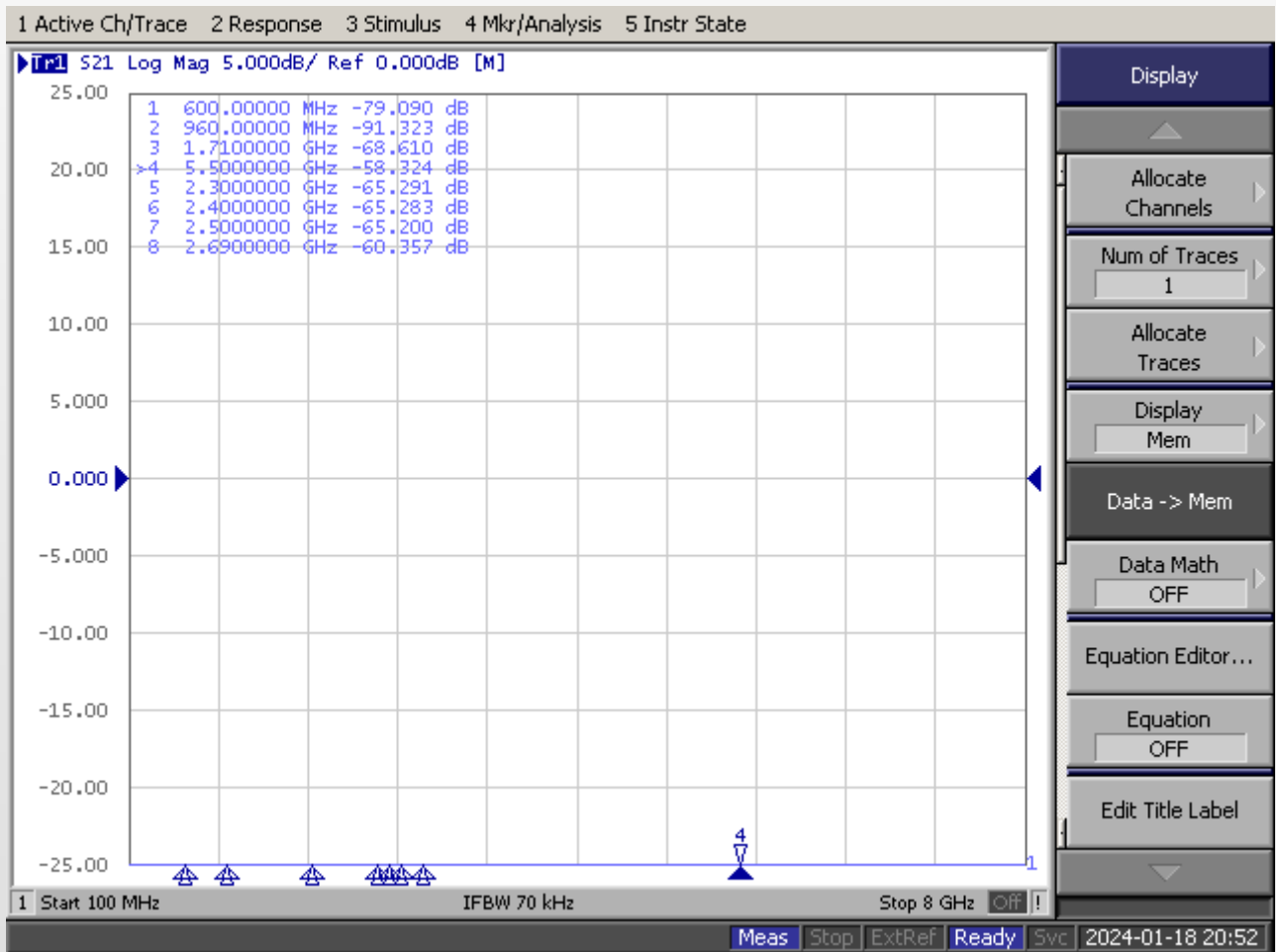
天线 隔离度 1端口/电缆1 与 4端口/电缆4



迈斯维5G 五组合天线 4X4 MIMO 5G/4G与 GNSS/GPS 螺杆安装

AN_Master_Cubic_4C1GN

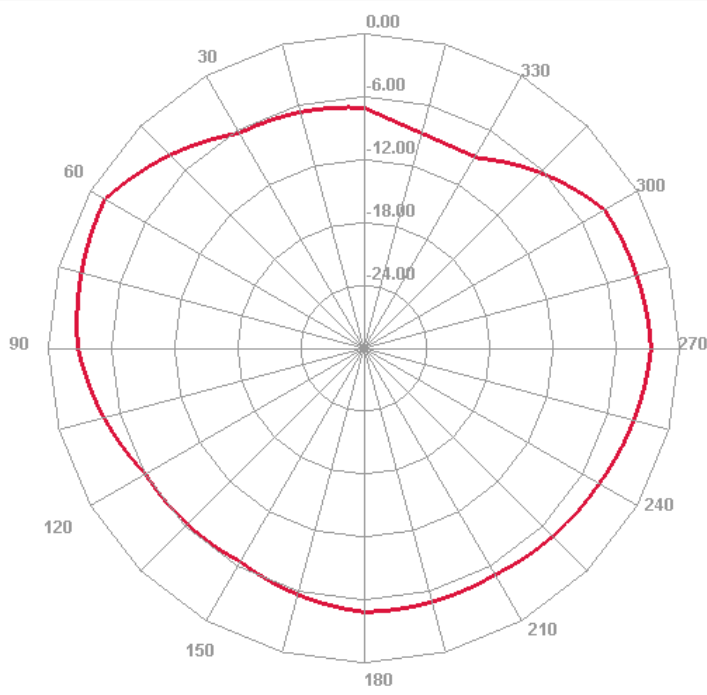
天线 隔离度 1端口/电缆1 与 5端口/电缆5



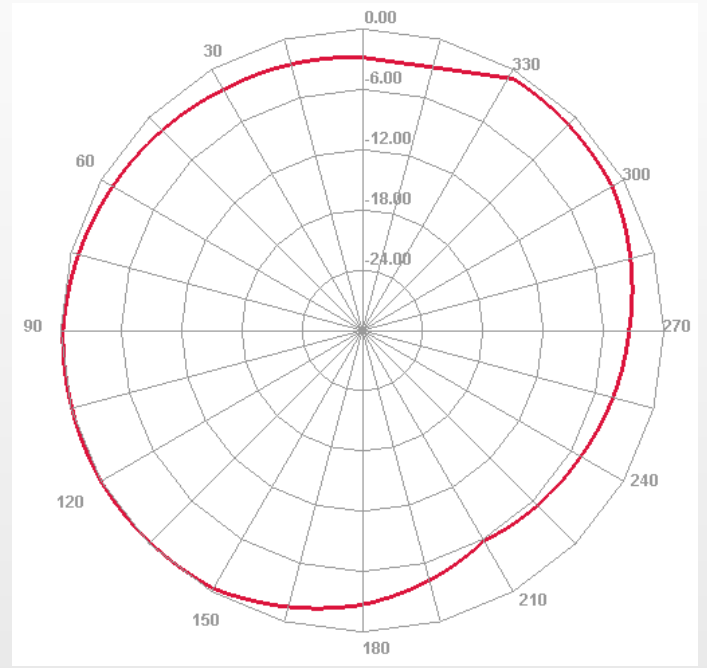
迈斯维5G 五组合天线 4X4 MIMO 5G/4G与 GNSS/GPS 螺杆安装

AN_Master_Cubic_4C1GN

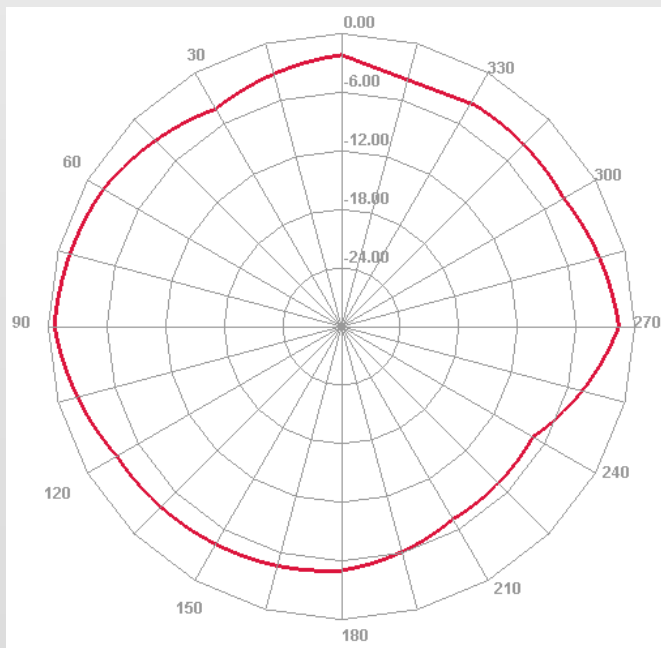
辐射方向图



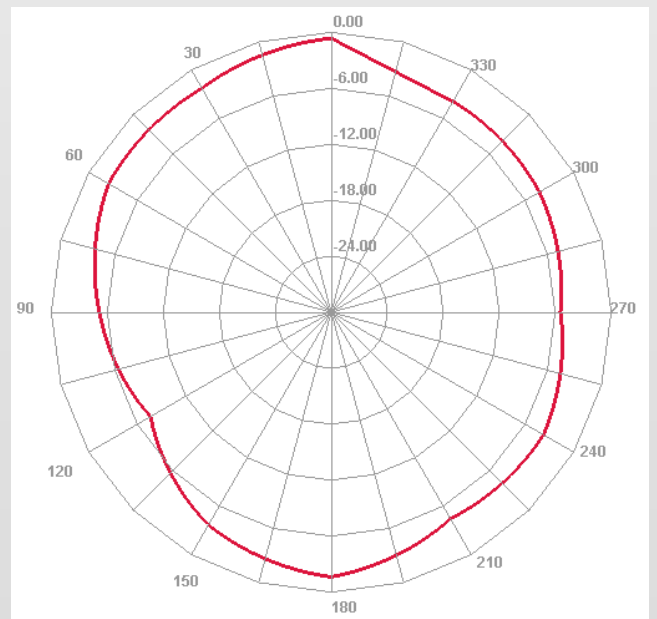
900MHz E plane



900MHz H plane



1800MHz E plane

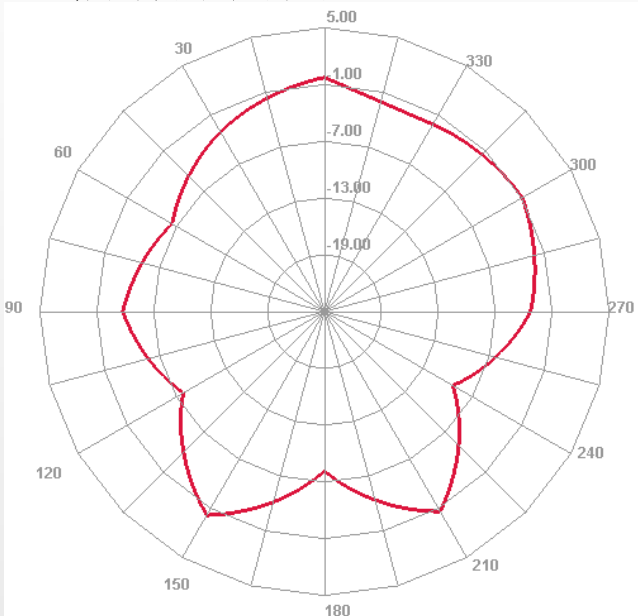


1800MHz H plane

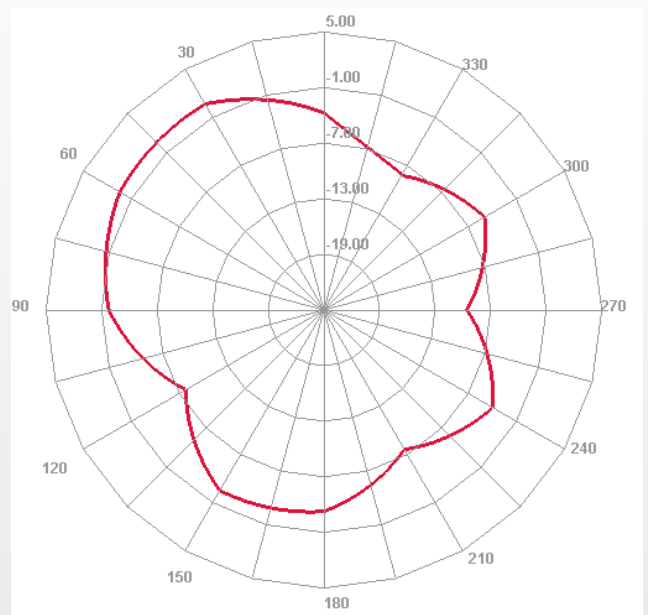
迈斯维5G 五组合天线 4X4 MIMO 5G/4G与 GNSS/GPS 螺杆安装

AN_Master_Cubic_4C1GN

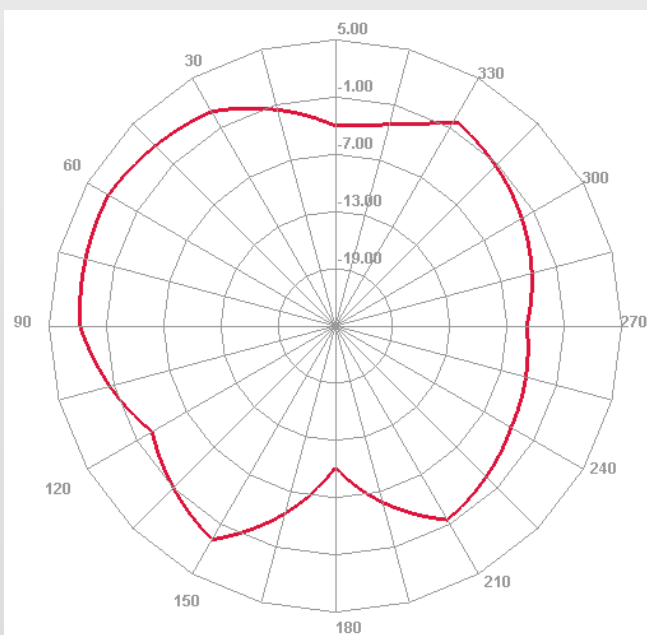
辐射方向图



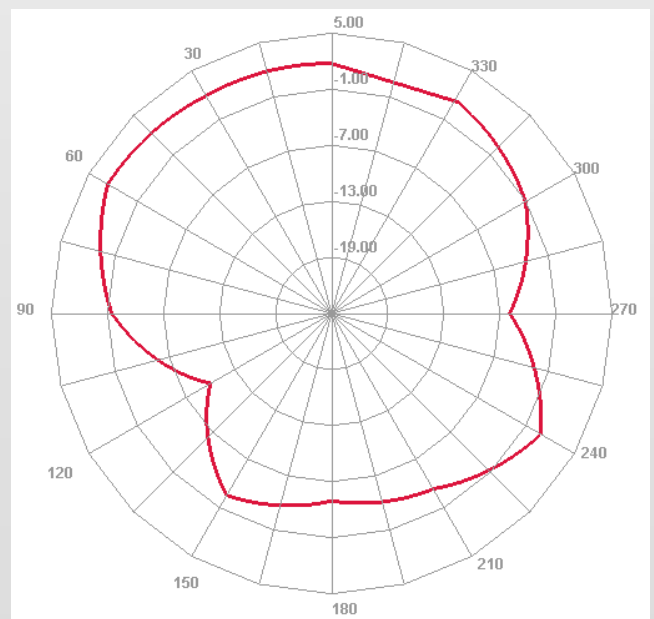
2600MHz E plane



2600MHz H plane



3500MHz E plane

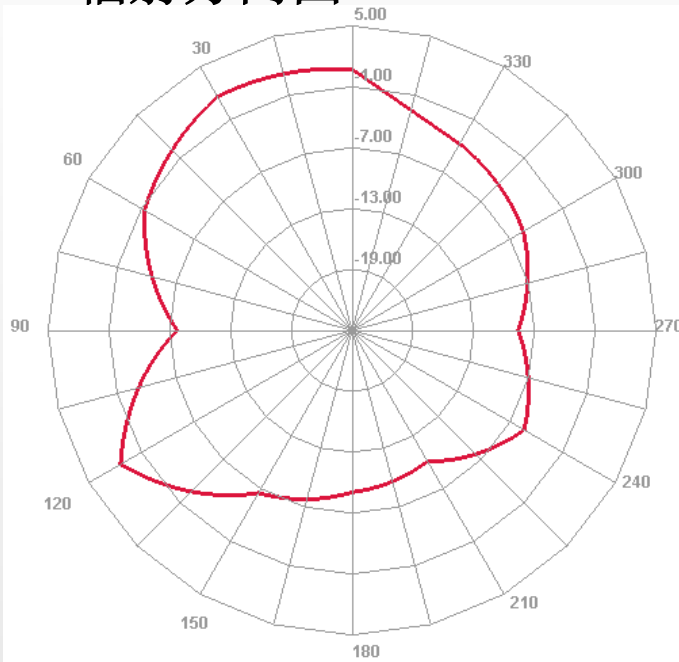


3500MHz H plane

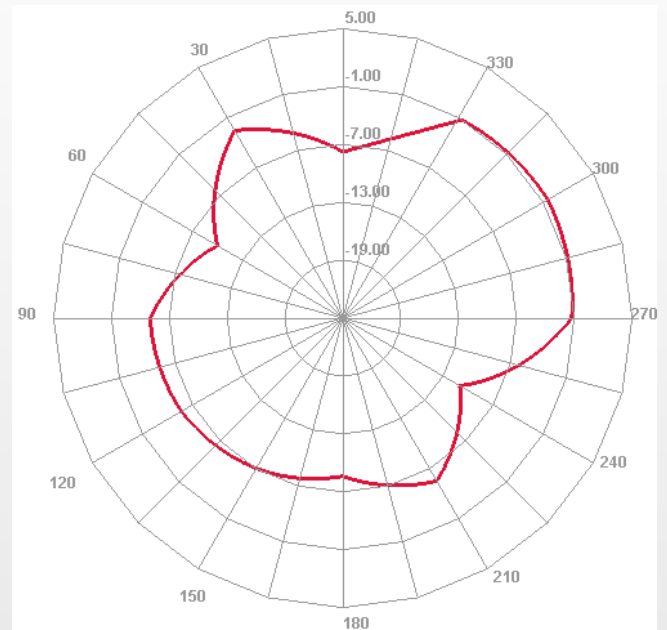
迈斯维5G 五组合天线 4X4 MIMO 5G/4G与 GNSS/GPS 螺杆安装

AN_Master_Cubic_4C1GN

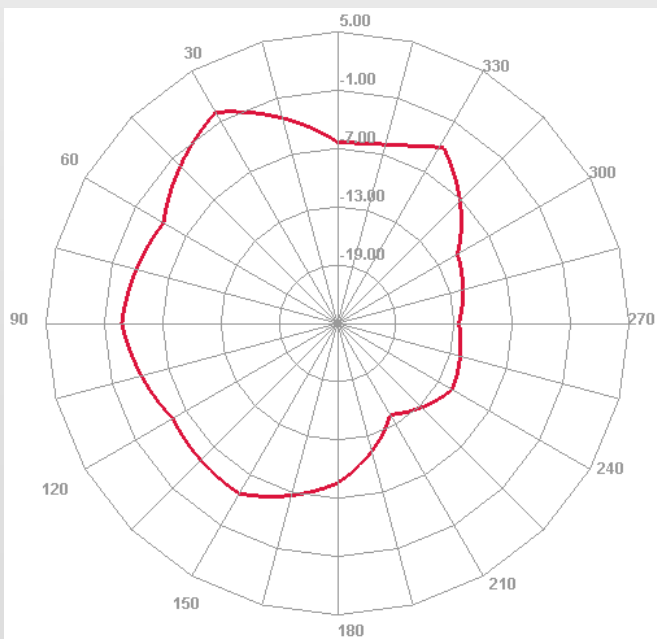
辐射方向图



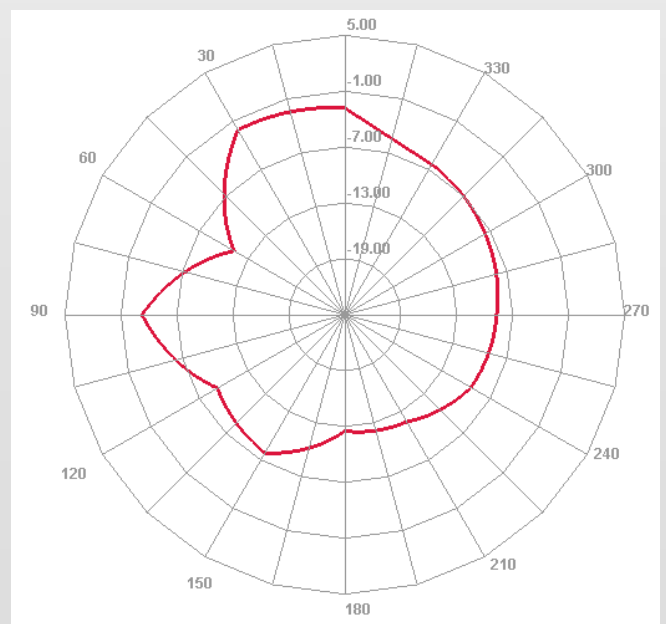
4800 MHz E plane



4800 MHz H plane



7100 MHz E plane



7100 MHz H plane

CTB

MA
201819012685



CNAS

中国认可
国际互认
检测
TESTING
CNAS L9438



检测报告

TEST REPORT

产品名称 : 迈斯维 MIMO 立方体天线系列
AN-Master-Cubic-4C/AN-Master

产品型号 : -Cubic-2C2W/AN-Master-Cubic-
4W and Variants

委托方 : 苏州迈斯维通信技术有限公司
委托方地址 : 苏州市高新区通安镇真北路 88 号
1 号楼 403

检验依据 : GB/T 4208-2017

检验类别 : 委托检验

报告编号 : CTB231113015Q

报告日期 : 2023 年 11 月 17 日

深圳市环测威检测技术有限公司

Shenzhen CTB Testing Technology Co., Ltd.

深圳市宝安区新桥街道新桥社区新和大道 26 号 A 栋 1 层。

1&2/F., Building A, No.26, Xinhe Road, Xinqiao, Xinqiao Street, Bao'an District, Shenzhen, Guangdong, China

电话: 4008-707-283 邮箱: ctb@ctb-lab.net 网址: http://www.ctb-lab.net



Model PW-957(+)(f1)

File Number: E56070



COMPANY

CHI MEI CORPORATION

No 398 Sec 1 Zhongzheng Rd
Rende District
Tainan City, 717010 Taiwan

MODEL INFO

PW-957(+)(f1)

Acrylonitrile Styrene Acrylate (ASA) "KIBILAC", furnished as pellets

(f1) – Suitable for outdoor use with respect to exposure to Ultraviolet Light, Water Exposure and Immersion in accordance with UL 746C.

(+) – Indicate 0~0.5% acid scavengers.

FLAMMABILITY PROPERTIES	VALUE	TEST METHOD
Flammability		ANSI/UL 94
1.5 mm, Color: ALL	HB	
3.0 mm, Color: ALL	HB	
ISO/IEC FLAMMABILITY PROPERTIES	VALUE	TEST METHOD
Flammability		IEC 60695-11-10
1.5 mm, Color: ALL	HB75	
3.0 mm, Color: ALL	HB40	
ELECTRICAL PROPERTIES	VALUE	TEST METHOD
Hot-wire Ignition (HWI)		UL 746A
1.5 mm	PLC 4	
3.0 mm	PLC 3	
High Amp Arc Ignition (HAI)		UL 746A
1.5 mm	PLC 0	

3.0 mm	PLC 0	
Comparative Tracking Index (CTI)	PLC 0	UL 746A
High Voltage Arc Tracking Rate (HVTR)	PLC 3	
High Voltage, Low Current Arc Resistance	PLC 6	
THERMAL PROPERTIES	VALUE	TEST METHOD
Relative Thermal Index - Electrical Strength		UL 746B
1.5 mm	90 °C	
3.0 mm	90 °C	
Relative Thermal Index - Mechanical Impact		UL 746B
1.5 mm	90 °C	
3.0 mm	90 °C	
Relative Thermal Index - Mechanical Strength		UL 746B
1.5 mm	95 °C	
3.0 mm	95 °C	
PHYSICAL PROPERTIES	VALUE	TEST METHOD
UV Exposure & Water Immersion	f1	UL 746C

Report Date: 2006-08-31

The appearance of a company's name or product in this database does not in itself assure that products so identified have been manufactured under UL Solutions' Follow - Up Service. Only those products bearing the UL Mark should be considered to be Certified and covered under UL Solutions' Follow - Up Service. Always look for the Mark on the product.

UL Solutions permits the reproduction of the material contained in Product iQ subject to the following conditions: 1. The Guide Information, Assemblies, Constructions, Designs, Systems, and/or Certifications (files) must be presented in their entirety and in a non-misleading manner, without any manipulation of the data (or drawings). 2. The statement "Reprinted from Product iQ with permission from UL Solutions" must appear adjacent to the extracted material. In addition, the reprinted material must include a copyright notice in the following format: "©2024 UL LLC."