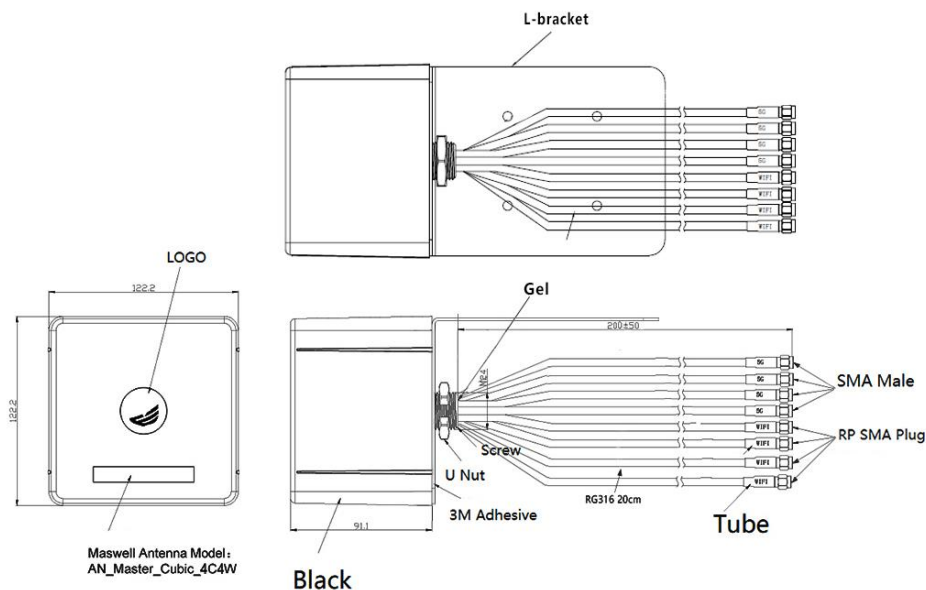


Maswell 5G 8-in-1 ComboAntenna 4X4 MIMO 5G , 4X4 MIMO WiFi 7 WiFi 6E L Plate and Screw Mount

AN_Master_Cubic_4C4W



Schematic Picture



Maswell 5G 8-in-1 ComboAntenna 4X4 MIMO 5G , 4X4 MIMO WiFi 7 WiFi 6E L Plate and Screw Mount

AN_Master_Cubic_4C4W

Specifications

Item	Specifications	
Antenna 1: 5G/4G LTE/WiFi6E/UWB	Frequency Range	600MHz~8.0GHz
	Polarization	Linear
	Gain	Up to 6dBi (20cm Cable Length)
	Radiation Pattern	Omni-directional
	V.S.W.R	average 3.0
	Efficiency	>50%
Antenna 2: 5G/4G LTE/WiFi6E/UWB	Frequency Range	600MHz~8.0GHz
	Polarizatio	Linear
	Gain	Up to 6dBi (20cm Cable Length)
	Radiation Pattern	Omni-directoinal
	V.S.W.R	average 3.0
	Efficiency	>50%
Antenna 3: 5G/4G LTE/WiFi6E/UWB	Frequency Range	600MHz~8.0GHz
	Polarization	Linear
	Gain	Up to 6dBi (20cm Cable Length)
	Radiation Pattern	Omni-directional
	V.S.W.R	average 3.0
	Efficiency	>50%
Antenna 4: 5G/4G LTE/WiFi6E/UWB	Frequency Range	600MHz~8.0GHz
	Polarizatio	Linear
	Gain	Up to 6dBi (20cm Cable Length)
	Radiation Pattern	Omni-directional
	V.S.W.R	average 3.0
	Efficiency	>50%

Maswell 5G 8-in-1 ComboAntenna 4X4 MIMO 5G , 4X4 MIMO WiFi 7 WiFi 6E L Plate and Screw Mount

AN_Master_Cubic_4C4W

Specifications

Item	Specifications	
Antenna 5: WiFi WiFi 7/WiFi 6E/Bluetooth/Zigbee/Wimax	Frequency Range	2100MHz-7200MHz
	Polarization	Linear
	Gain	4dBi
	Radiation Pattern	Omni-directional
	V.S.W.R	< 1.5
	Impedance	50Ω
Antenna 6: WiFi WiFi 7/WiFi 6E/Bluetooth/Zigbee/Wimax	Frequency Range	2100MHz-7200MHz
	Polarization	Linear
	Gain	4dBi
	Radiation Pattern	Omni-directional
	V.S.W.R	< 1.5
	Impedance	50Ω
Antenna 7: WiFi WiFi 7/WiFi 6E/Bluetooth/Zigbee/Wimax	Frequency Range	2100MHz-7200MHz
	Polarization	Linear
	Gain	4dBi
	Radiation Pattern	Omni-directional
	V.S.W.R	< 1.5
	Impedance	50Ω
Antenna 8: WiFi WiFi 7/WiFi 6E/Bluetooth/Zigbee/Wimax	Frequency Range	2100MHz-7200MHz
	Polarization	Linear
	Gain	4dBi
	Radiation Pattern	Omni-directional
	V.S.W.R	< 1.5
	Impedance	50Ω

Maswell 5G 8-in-1 ComboAntenna 4X4 MIMO 5G , 4X4 MIMO WiFi 7 WiFi 6E L Plate and Screw Mount

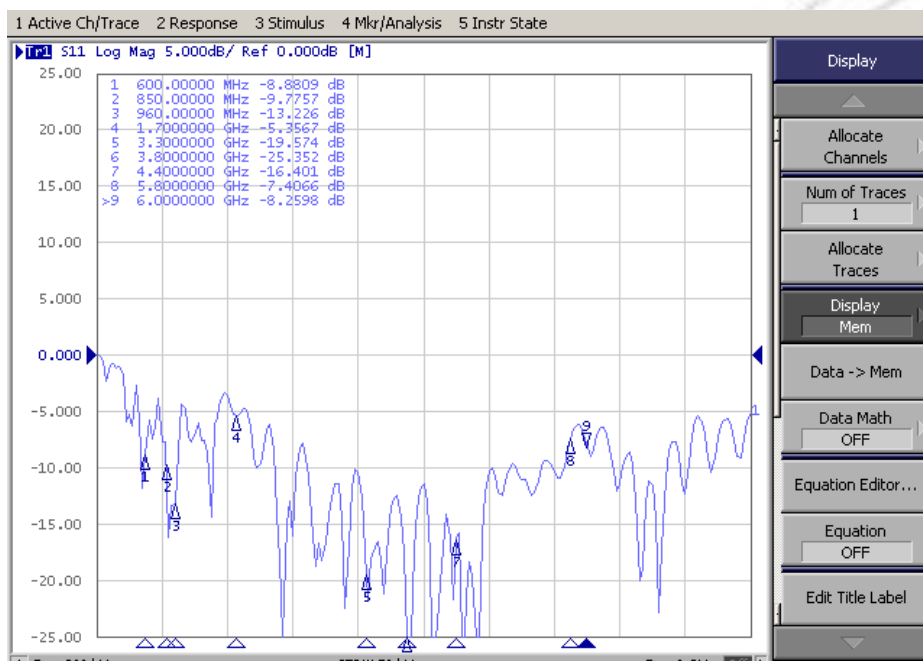
AN_Master_Cubic_4C4W

Item		Specifications
Mechanical	Dimension	122mm *122mm*91mm
	Antenna Mount	Screw+L plate U bolt
	Connector	SMA Male for 5G MIMO RP SMA Plug for WIFI MIMO
	Cable	RG316 20cm+LMR 240 equivalent 2 meters
Environmental	Operating Temperature	-40°C~+85°C
	Relative Humidity	Up to 95%
	Waterproof Grade	IP 67 (EURO: EN 60529:1991+A1:2000+A2:2013 +AC:2019 CHINA: GB/T4208-2017)
	Radome Material	ASA/(UL Yellow Card)
	UV Exposure & Water Immersion	F1 (UL746C) UV stabilized
	Vibration	10 to 55Hz with 1.5mm amplitude 2hours
	Environmentally Friendly	ROHS Compliant

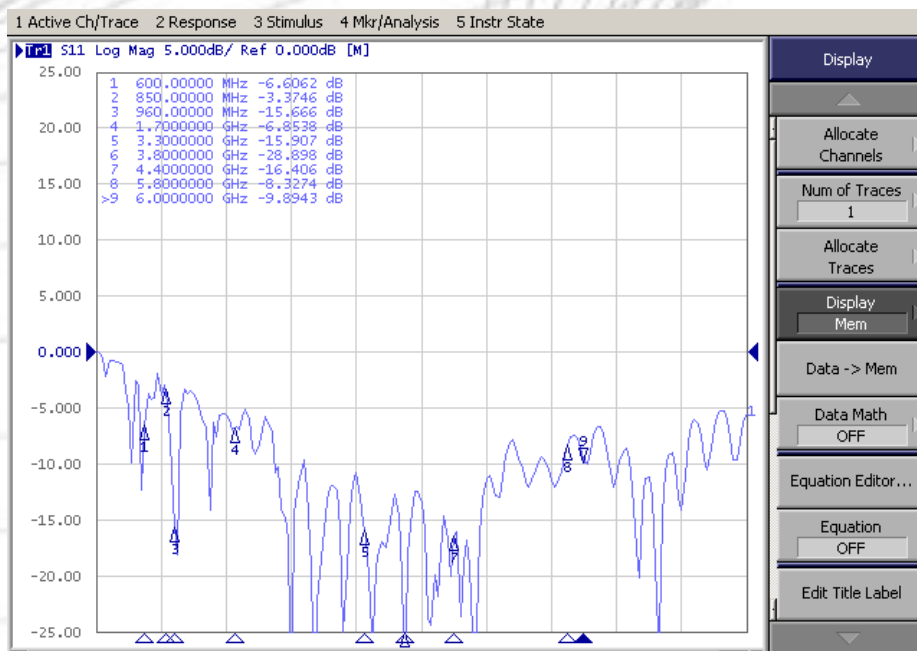
Maswell 5G 8-in-1 ComboAntenna 4X4 MIMO 5G , 4X4 MIMO WiFi 7 WiFi 6E L Plate and Screw Mount

AN_Master_Cubic_4C4W

5G S11 Reflection Coefficient Antenna 1/Cable 1



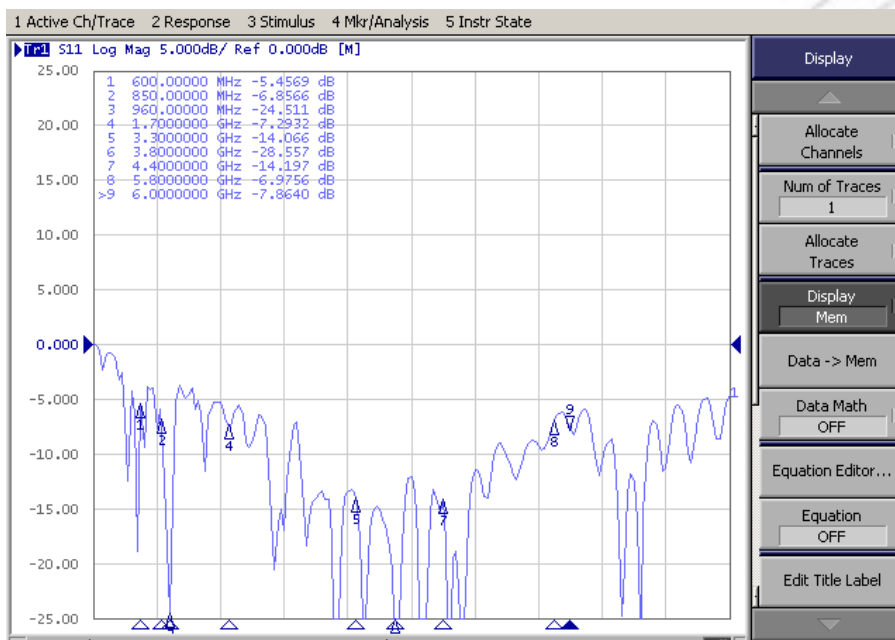
Antenna 2/Cable 2



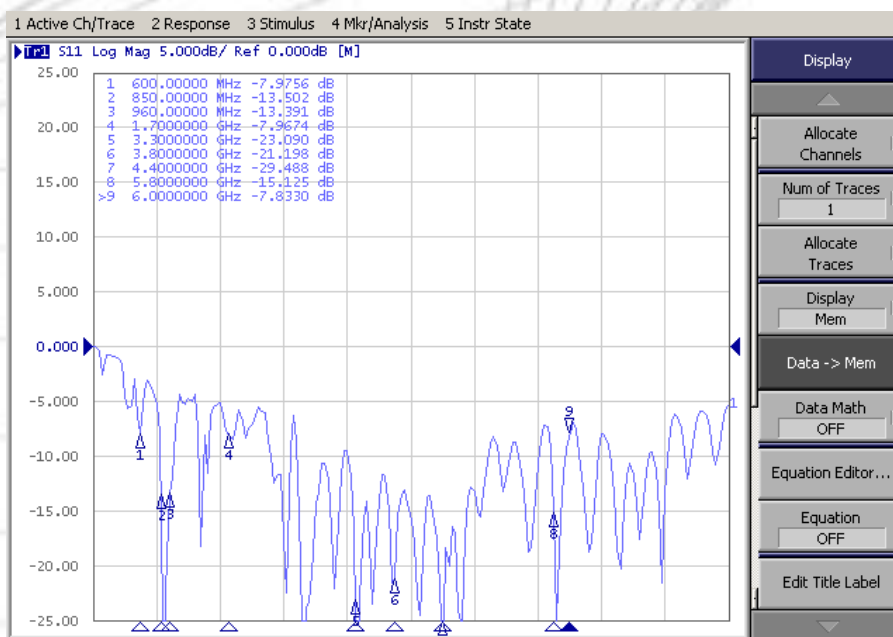
Maswell 5G 8-in-1 ComboAntenna 4X4 MIMO 5G , 4X4 MIMO WiFi 7 WiFi 6E L Plate and Screw Mount

AN_Master_Cubic_4C4W

5G S11 Reflection Coefficient Antenna 3/Cable 3



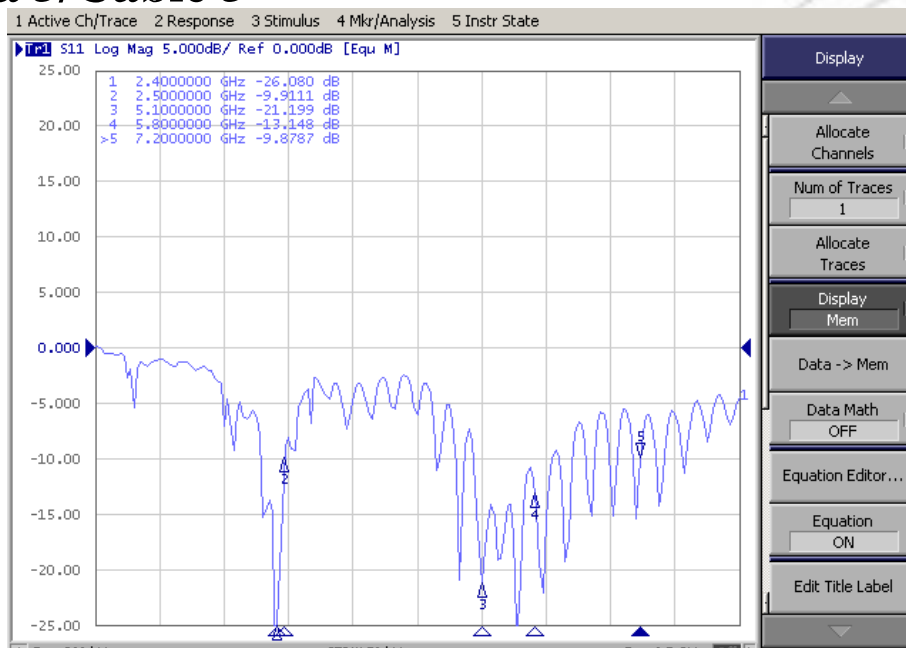
Antenna 4/Cable 4



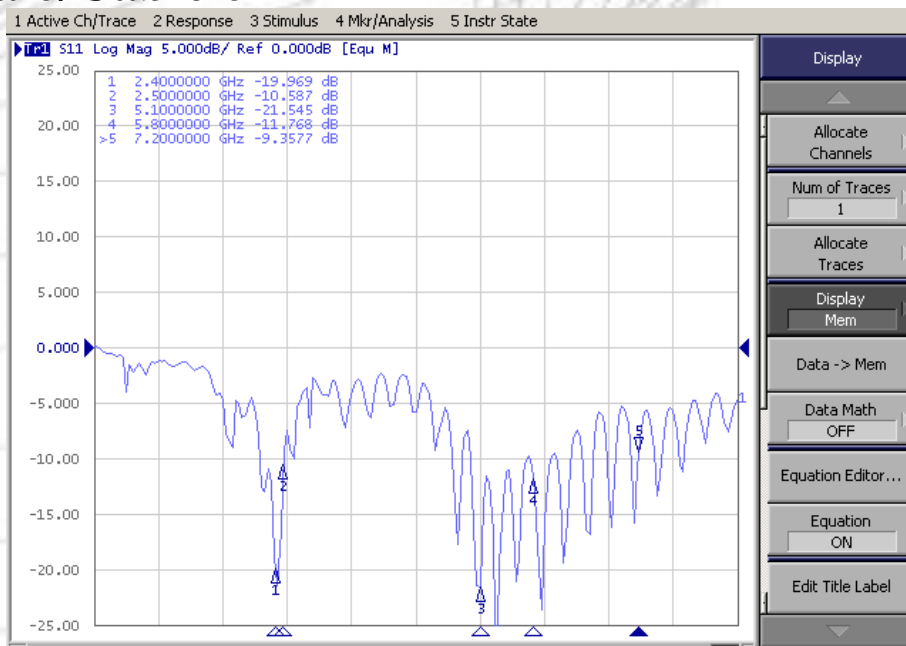
Maswell 5G 8-in-1 ComboAntenna 4X4 MIMO 5G , 4X4 MIMO WiFi 7 WiFi 6E L Plate and Screw Mount

AN_Master_Cubic_4C4W

WiFi S11 Reflection Coefficient Antenna 5/Cable 5



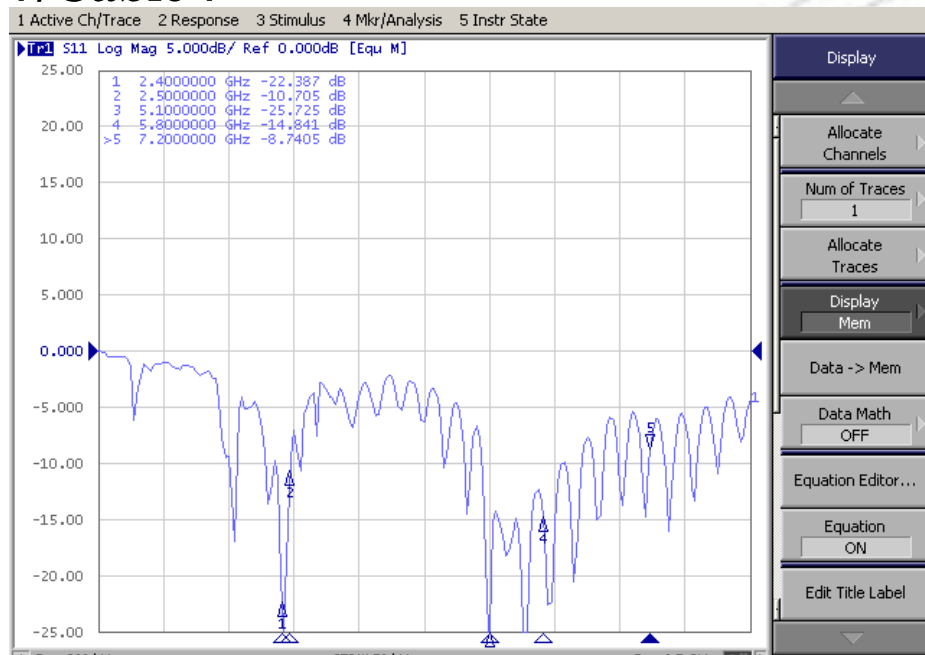
Antenna 6/Cable 6



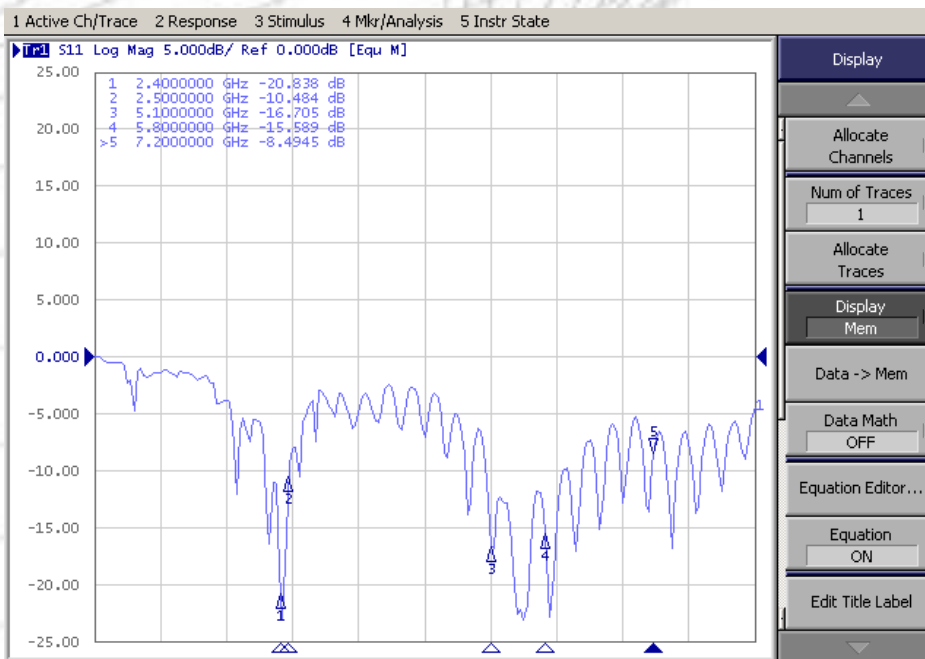
Maswell 5G 8-in-1 ComboAntenna 4X4 MIMO 5G , 4X4 MIMO WiFi 7 WiFi 6E L Plate and Screw Mount

AN_Master_Cubic_4C4W

WiFi S11 Reflection Coefficient Antenna 7/Cable 7



Antenna 8/Cable 8





Maswell 5G 8-in-1 Combo Antenna 4X4 MIMO 5G , 4X4 MIMO WiFi 7 WiFi 6E L Plate and Screw Mount

AN_Master_Cubic_4C4W

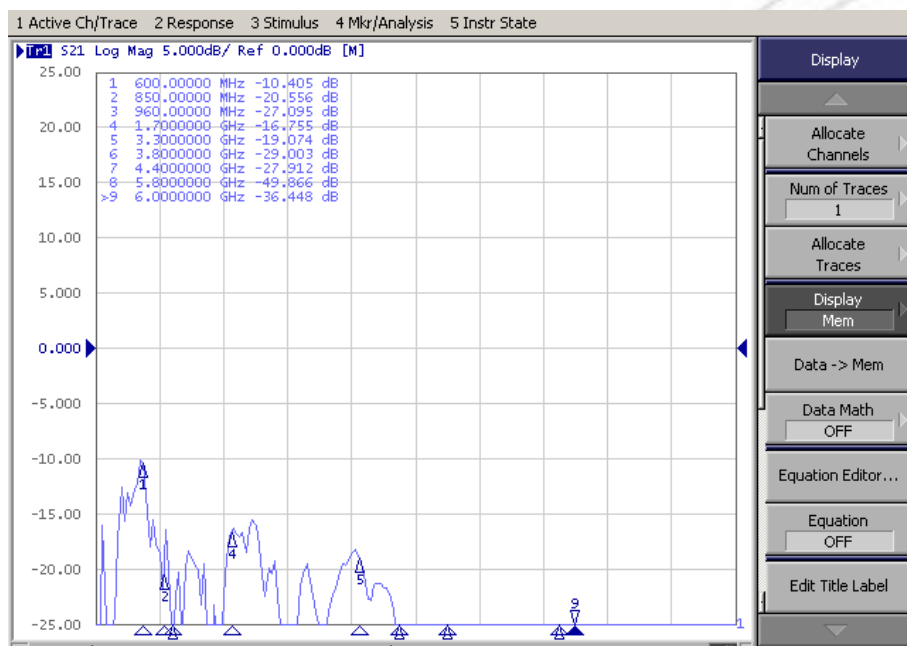
Antenna 1/Cable 1 -Antenna 4/Cable 4:5G/4G Radiators

Antenna 5/Cable 5-Antenna 8/Cable 8: WiFi/Bluetooth/Zigbee Radiators

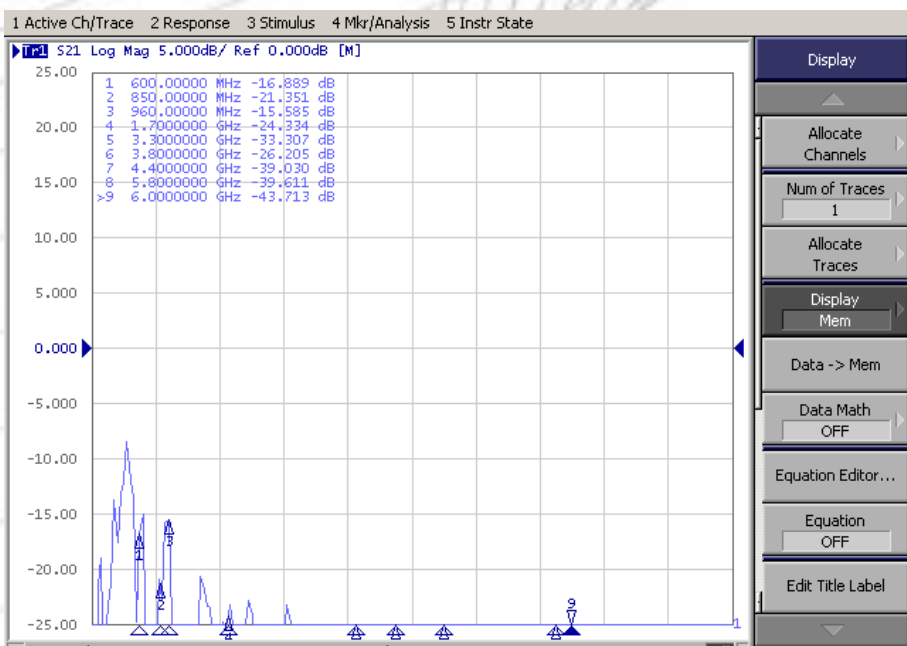
Maswell 5G 8-in-1 ComboAntenna 4X4 MIMO 5G , 4X4 MIMO WiFi 7 WiFi 6E L Plate and Screw Mount

AN_Master_Cubic_4C4W

Isolation (5G Leads) Antenna 1 to Antenna 2



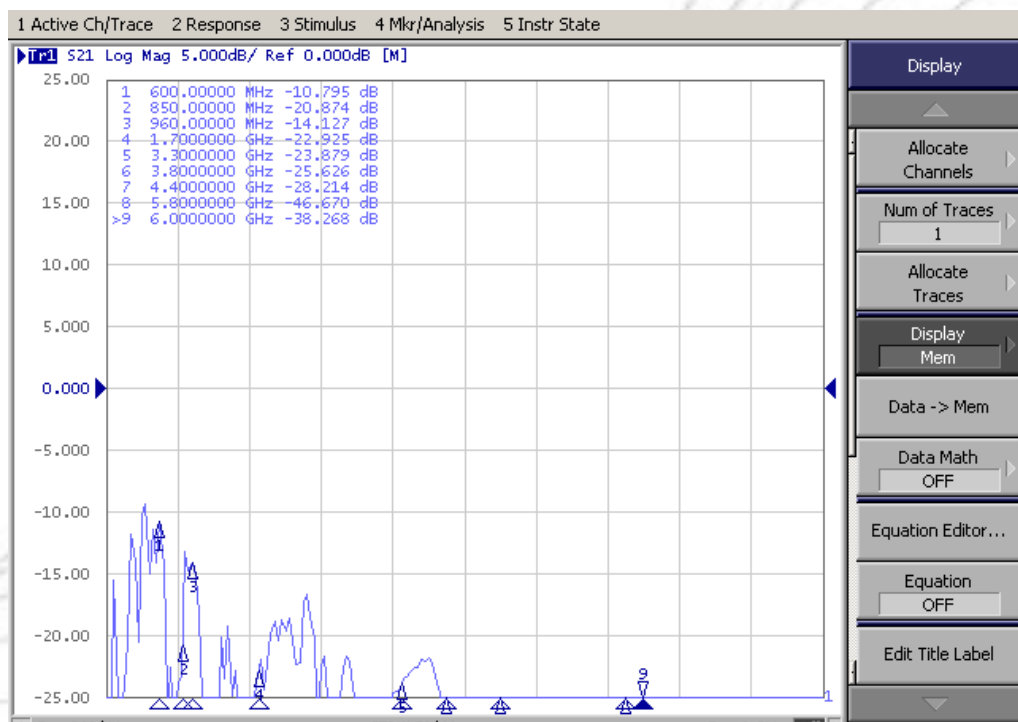
Antenna 1 to Antenna 3



Maswell 5G 8-in-1 ComboAntenna 4X4 MIMO 5G , 4X4 MIMO WiFi 7 WiFi 6E L Plate and Screw Mount

AN_Master_Cubic_4C4W

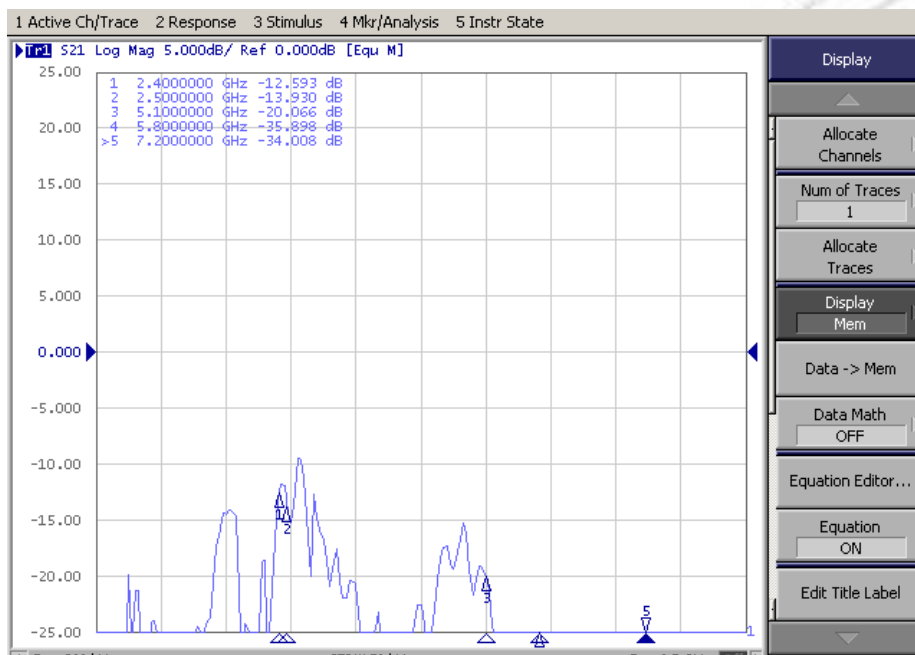
Isolation (5G Leads) Antenna 1 to Antenna 4



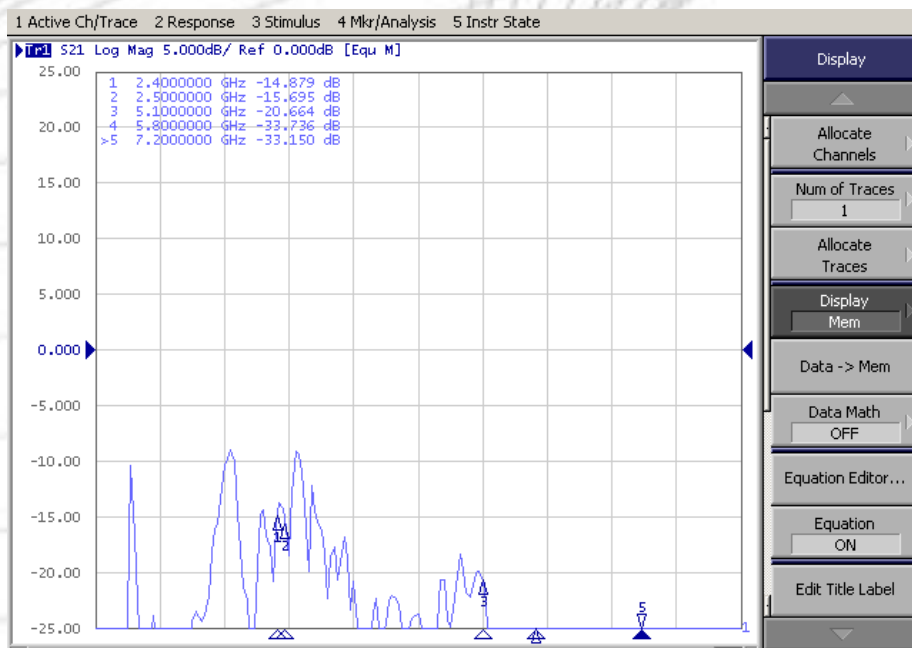
Maswell 5G 8-in-1 ComboAntenna 4X4 MIMO 5G , 4X4 MIMO WiFi 7 WiFi 6E L Plate and Screw Mount

AN_Master_Cubic_4C4W

Isolation (WiFi Leads) Antenna 5 to Antenna 6



Antenna 5 to Antenna7

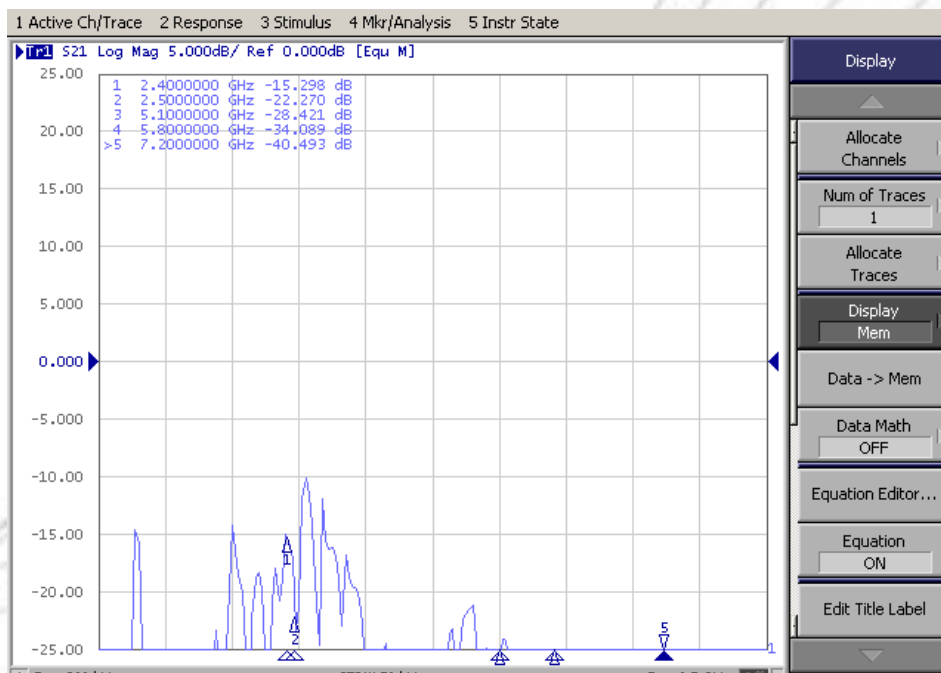


Maswell 5G 8-in-1 ComboAntenna 4X4 MIMO 5G , 4X4 MIMO WiFi 7 WiFi 6E L Plate and Screw Mount

AN_Master_Cubic_4C4W

Isolation (WiFi Leads)

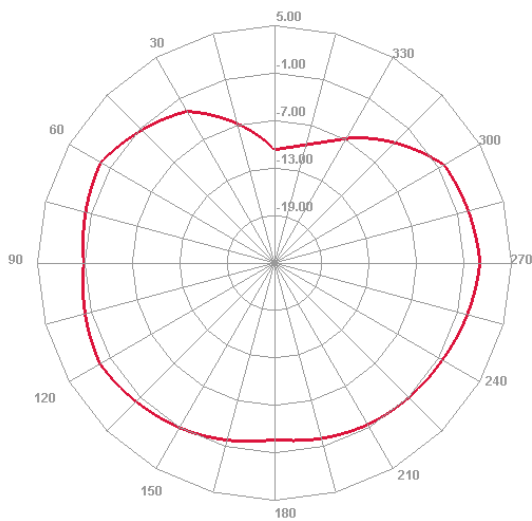
Antenna 5 to Antenna 8



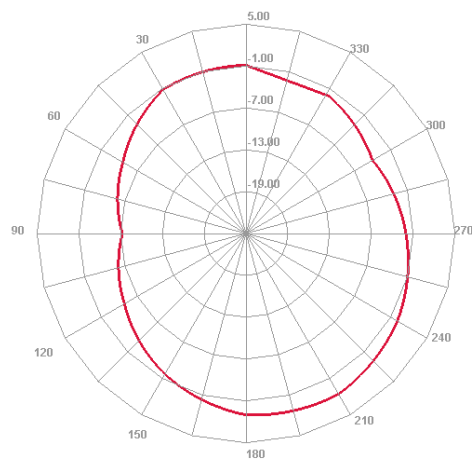
Maswell 5G 8-in-1 ComboAntenna 4X4 MIMO 5G , 4X4 MIMO WiFi 7 WiFi 6E L Plate and Screw Mount

AN_Master_Cubic_4C4W

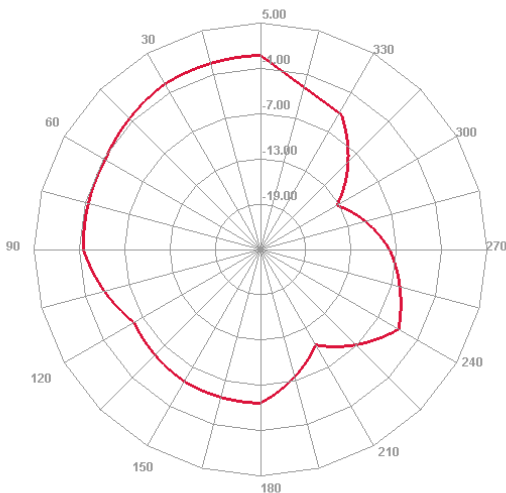
Radiation Pattern (5G)



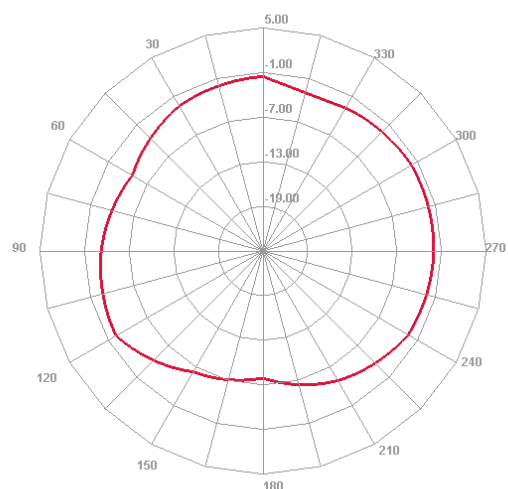
900 MHz E plane



900MHz H plane



1800MHz E plane

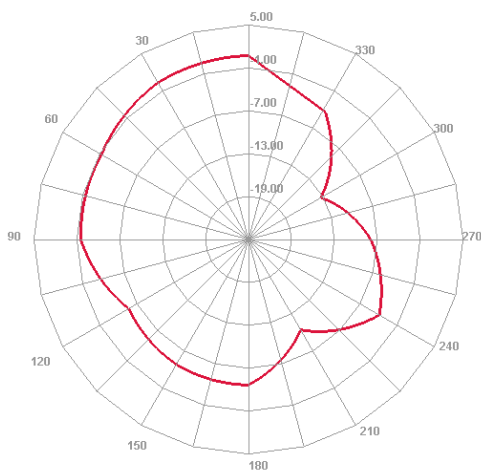


1800MHz H plane

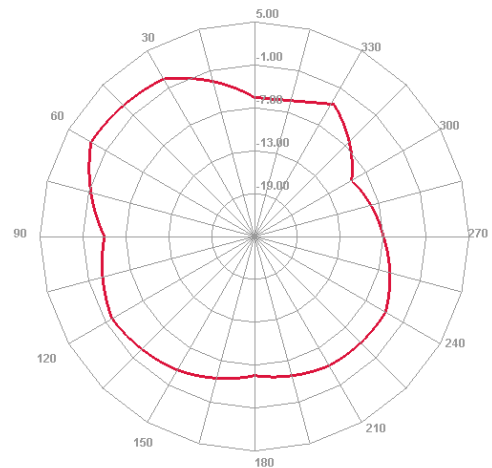
Maswell 5G 8-in-1 ComboAntenna 4X4 MIMO 5G , 4X4 MIMO WiFi 7 WiFi 6E L Plate and Screw Mount

AN_Master_Cubic_4C4W

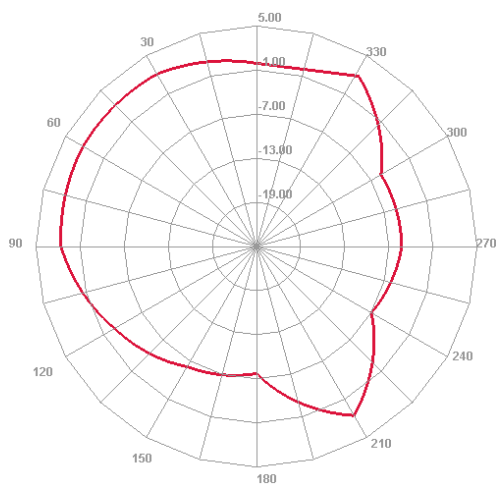
Radiation Pattern (5G)



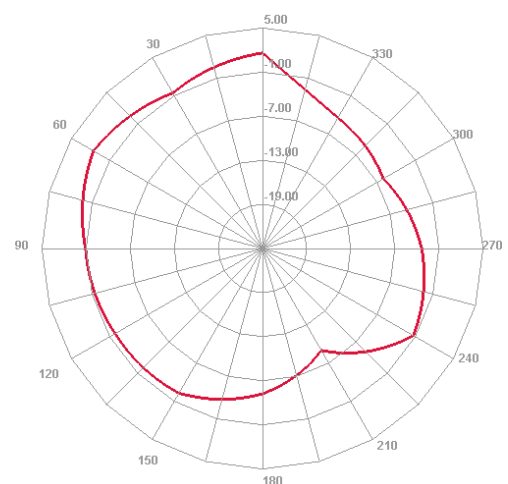
2600 MHz E plane



2600MHz H plane



3500MHz E plane

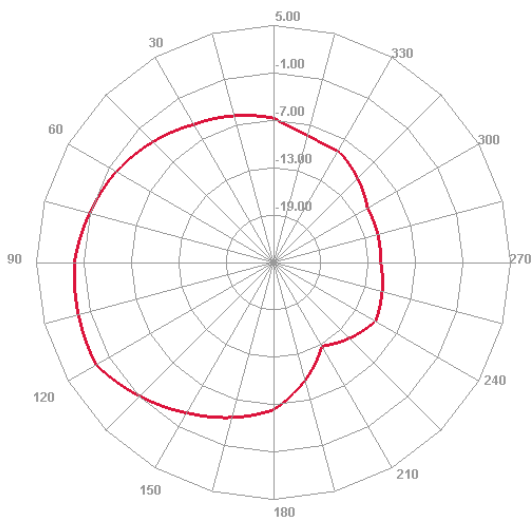


3500MHz H plane

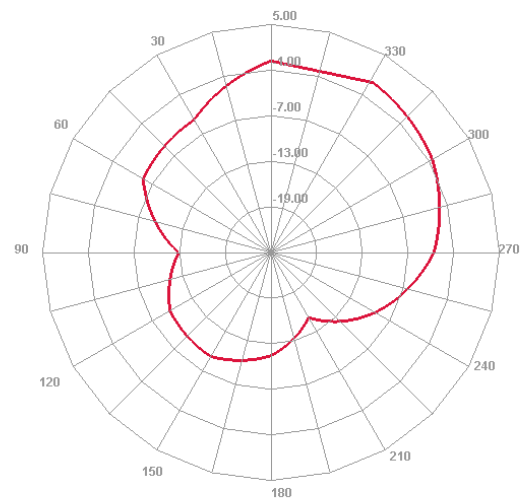
Maswell 5G 8-in-1 ComboAntenna 4X4 MIMO 5G , 4X4 MIMO WiFi 7 WiFi 6E L Plate and Screw Mount

AN_Master_Cubic_4C4W

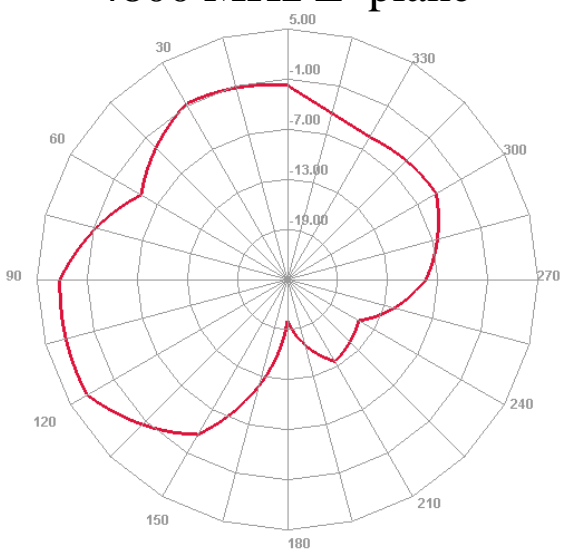
Radiation Pattern (5G)



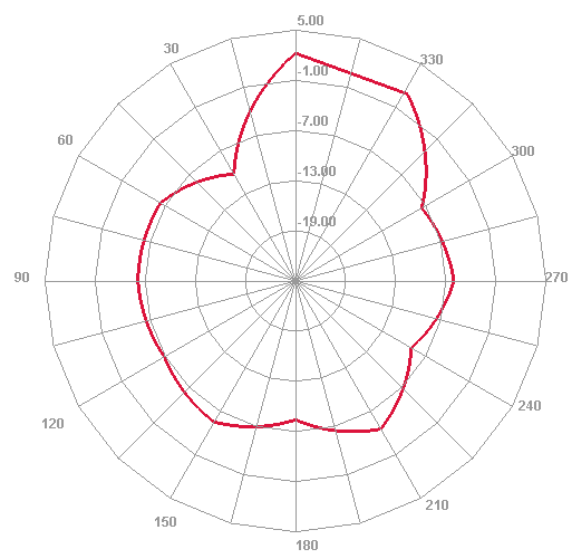
4800 MHz E plane



4800MHz H plane



6000MHz E plane

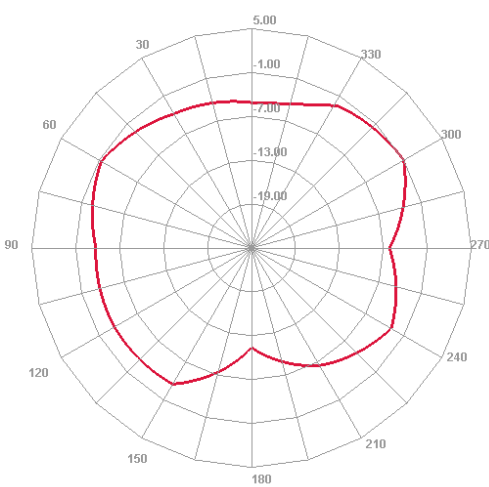


6000MHz H plane

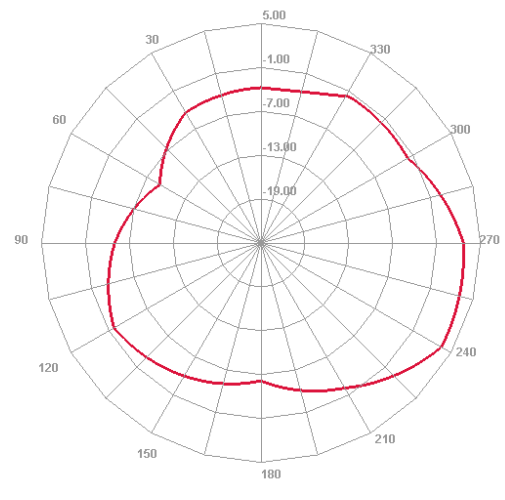
Maswell 5G 8-in-1 ComboAntenna 4X4 MIMO 5G , 4X4 MIMO WiFi 7 WiFi 6E L Plate and Screw Mount

AN_Master_Cubic_4C4W

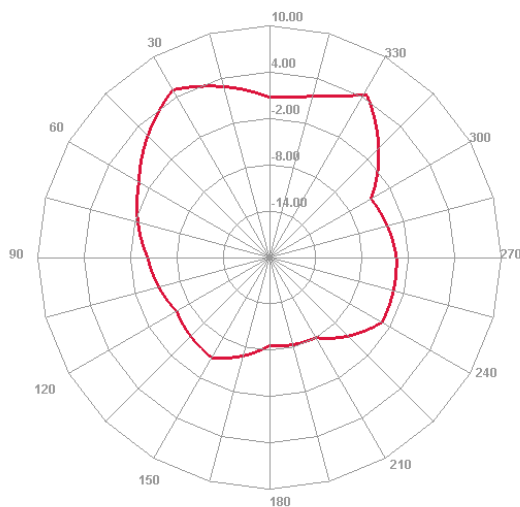
Radiation Pattern (WiFi)



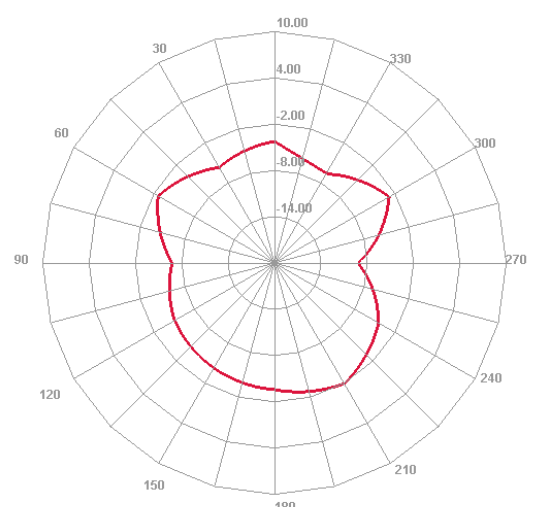
2400 MHz E plane



2400MHz H plane



6000MHz E plane

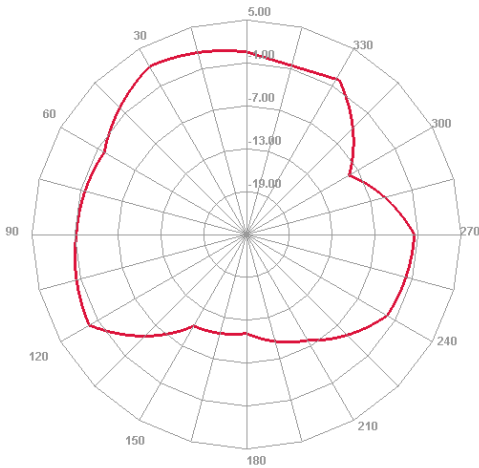


6000MHz H plane

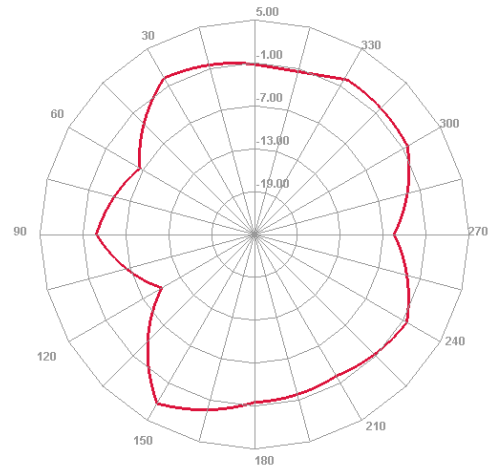
Maswell 5G 8-in-1 ComboAntenna 4X4 MIMO 5G , 4X4 MIMO WiFi 7 WiFi 6E L Plate and Screw Mount

AN_Master_Cubic_4C4W

Radiation Pattern (WiFi)



7100 MHz E plane



7100MHz H plane

**TEST REPORT**

EN 60529

Degrees of protection provided by enclosures(IP code)

Report reference No..... : CTB231113016Q

Date of issue..... : 2023-11-16

Testing laboratory

Name Shenzhen CTB Testing Technology Co., Ltd.

Address..... : 1&2/F., Building A, No.26, Xinhe Road, Xinqiao, Xinqiao Street, Bao'an District, Shenzhen, Guangdong, China

Testing location..... : Same as above

Client

Applicant..... : Suzhou Maswell Communication Technology Co.Ltd

Address..... : Room 403,Building 1,No.88 Zhenbei Road,High-tech District,Suzhou 215153,Jiangsu,China

Test specification

Standard..... : EN 60529:1991+A1:2000+A2:2013+AC:2019

Procedure deviation..... : N/A

Non-standard test method.... : N/A

Object under test..... : Maswell MIMO Cubic Antenna Series

Model/Type reference..... : AN_Master_Cubic_4C/AN_Master_Cubic_2C2W/AN_Master_Cubic_4W and Variants

Others Model..... : /

Trade mark..... : Maswell

Manufacturer..... : Suzhou Maswell Communication Technology Co.Ltd

Address..... : Room 403,Building 1,No.88 Zhenbei Road,High-tech District,Suzhou 215153,Jiangsu,China

IP degrees..... : IP67

Possible test case verdicts

- test case does not apply to the test object..... : N/A(Not Applicable)

- test object does meet the requirement..... : P(Pass)

- test object does not meet the requirement..... : F(Fail)

Date of receipt of test item..... : 2023-11-10

Date(s) of performance of tests..... : 2023-11-13 to 2023-11-15

Laboratory sample number..... : 2231110007-1,14



Model PW-957(+)(f1)

File Number: E56070



COMPANY

CHI MEI CORPORATION

No 398 Sec 1 Zhongzheng Rd
Rende District
Tainan City, 717010 Taiwan

MODEL INFO

PW-957(+)(f1)

Acrylonitrile Styrene Acrylate (ASA) "KIBILAC", furnished as pellets

(f1) – Suitable for outdoor use with respect to exposure to Ultraviolet Light, Water Exposure and Immersion in accordance with UL 746C.

(+) – Indicate 0~0.5% acid scavengers.

FLAMMABILITY PROPERTIES	VALUE	TEST METHOD
Flammability		ANSI/UL 94
1.5 mm, Color: ALL	HB	
3.0 mm, Color: ALL	HB	
ISO/IEC FLAMMABILITY PROPERTIES	VALUE	TEST METHOD
Flammability		IEC 60695-11-10
1.5 mm, Color: ALL	HB75	
3.0 mm, Color: ALL	HB40	
ELECTRICAL PROPERTIES	VALUE	TEST METHOD
Hot-wire Ignition (HWI)		UL 746A
1.5 mm	PLC 4	
3.0 mm	PLC 3	
High Amp Arc Ignition (HAI)		UL 746A
1.5 mm	PLC 0	

3.0 mm	PLC 0	
Comparative Tracking Index (CTI)	PLC 0	UL 746A
High Voltage Arc Tracking Rate (HVTR)	PLC 3	
High Voltage, Low Current Arc Resistance	PLC 6	
THERMAL PROPERTIES	VALUE	TEST METHOD
Relative Thermal Index - Electrical Strength		UL 746B
1.5 mm	90 °C	
3.0 mm	90 °C	
Relative Thermal Index - Mechanical Impact		UL 746B
1.5 mm	90 °C	
3.0 mm	90 °C	
Relative Thermal Index - Mechanical Strength		UL 746B
1.5 mm	95 °C	
3.0 mm	95 °C	
PHYSICAL PROPERTIES	VALUE	TEST METHOD
UV Exposure & Water Immersion	f1	UL 746C

Report Date: 2006-08-31

The appearance of a company's name or product in this database does not in itself assure that products so identified have been manufactured under UL Solutions' Follow - Up Service. Only those products bearing the UL Mark should be considered to be Certified and covered under UL Solutions' Follow - Up Service. Always look for the Mark on the product.

UL Solutions permits the reproduction of the material contained in Product iQ subject to the following conditions: 1. The Guide Information, Assemblies, Constructions, Designs, Systems, and/or Certifications (files) must be presented in their entirety and in a non-misleading manner, without any manipulation of the data (or drawings). 2. The statement "Reprinted from Product iQ with permission from UL Solutions" must appear adjacent to the extracted material. In addition, the reprinted material must include a copyright notice in the following format: "©2024 UL LLC."